

Provider Activity

Monthly Trend	Measure	Actual	1 Yr Ago	Variance %
	Unique Clients	8	22	-64% ▼
	Admits	5	25	-80% ▼
	Discharges	6	23	-74% ▼
	Service Hours		-	
	Bed Days	647	847	-24% ▼

▲ > 10% Over 1 Yr Ago ▼ > 10% Under 1Yr Ago

Consumer Satisfaction Survey

(Based on 216 FY19 Surveys)

Question Domain	Satisfied % vs Goal%	Satisfied %	Goal %	State Avg
✓ Quality and Appropriateness		95%	80%	93%
✓ General Satisfaction		94%	80%	92%
✓ Respect		93%	80%	91%
✓ Participation in Treatment		91%	80%	92%
✓ Overall		89%	80%	91%
✓ Access		88%	80%	88%
● Outcome		72%	80%	83%
● Recovery		60%	80%	79%

■ Satisfied % | Goal % ■ 0-80% ■ 80-100% ✓ Goal Met ● Under Goal

Clients by Level of Care

Program Type	Level of Care Type	#	%
Mental Health	Inpatient Services	8	100.0%

Client Demographics

Age	#	%	State Avg
18-25	1	13%	11%
26-34	1	13%	23% ▼
35-44	1	13%	22%
45-54	2	25%	20%
55-64	2	25%	18%
65+	1	13%	6%

Gender	#	%	State Avg
Male	6	75%	60% ▲
Female	2	25%	40% ▼
Transgender			0%

Ethnicity	#	%	State Avg
Non-Hispanic	8	100%	69% ▲
Hispanic-Cuban			0%
Hispanic-Mexican			1%
Hispanic-Other			8%
Hisp-Puerto Rican			11% ▼
Unknown			11% ▼

Race	#	%	State Avg
White/Caucasian	6	75%	62% ▲
Black/African American	2	25%	17%
Am. Indian/Native Alaskan			1%
Asian			1%
Multiple Races			1%
Hawaiian/Other Pacific Islander			0%
Other			13% ▼
Unknown			6%

■ Unique Clients | State Avg ▲ > 10% Over State Avg ▼ > 10% Under State Avg

Program Activity

Measure	Actual	1 Yr Ago	Variance %
Unique Clients	4	1	300% ▲
Admits	4	1	300% ▲
Discharges	3	-	
Bed Days	418	118	254% ▲

Discharge Outcomes


	Actual % vs Goal %	Actual	Actual %	Goal %	State Avg	Actual vs Goal
✓ Treatment Completed Successfully		3	100%	95%	73%	5%
● No Re-admit within 30 Days of Discharge		2	67%	85%	90%	-18% ▼
● Follow-up within 30 Days of Discharge		2	67%	90%	62%	-23% ▼

Bed Utilization

	12 Months Trend	Beds	Avg LOS	Turnover	Actual %	Goal %	State Avg	Actual vs Goal
● Avg Utilization Rate		2	127 days	0.3	57%	90%	90%	-33% ▼

■ < 90%
 ■ 90-110%
 ■ >110%

Data Submitted to DMHAS by Month



▲ > 10% Over ▼ < 10% Under

■ Actual
 | Goal
 ✓ Goal Met
 ● Below Goal

* State Avg based on 11 Active Acute Psychiatric Programs

Program Activity

Measure	Actual	1 Yr Ago	Variance %
Unique Clients	0		
Admits	-	-	
Discharges	-	-	

Data Submission Quality


Data Entry	Actual	State Avg
Valid NOMS Data		N/A
Valid TEDS Data		N/A

On-Time Periodic	Actual	State Avg
6 Month Updates		N/A

Co-occurring	Actual	State Avg
MH Screen Complete		N/A
SA Screen Complete		N/A

Data Submitted to DMHAS by Month

	Jul	Aug	Sep	Oct	Nov	Dec	Jan	Feb	Mar	Apr	May	Jun	% Months Submitted
Admissions													0%
Discharges													0%

 1 or more Records Submitted to DMHAS

 > 10% Over  < 10% Under

 Actual  Goal  Goal Met  Below Goal

* State Avg based on 0 Active Observation Bed Programs

Program Activity

Measure	Actual	1 Yr Ago	Variance %
Unique Clients	4	22	-82% ▼
Admits	1	24	-96% ▼
Discharges	3	23	-87% ▼
Bed Days	229	497	-54% ▼

Data Submission Quality

Data Entry	Actual	State Avg
Valid NOMS Data	N/A	NaN
On-Time Periodic	Actual	State Avg
6 Month Updates	N/A	N/A
Co-occurring	Actual	State Avg
✓ MH Screen Complete	0%	0%
✓ SA Screen Complete	0%	0%
Diagnosis	Actual	State Avg
✓ Valid Axis I Diagnosis	100%	100%
✓ Valid Axis V GAF Score	100%	100%

Discharge Outcomes

Measure	Actual % vs Goal %	Actual	Actual %	Goal %	State Avg	Actual vs Goal
✓ Treatment Completed Successfully		3	100%	95%	97%	5%
● No Re-admit within 30 Days of Discharge		2	67%	85%	91%	-18% ▼
● Follow-up within 30 Days of Discharge		2	67%	90%	68%	-23% ▼

Recovery

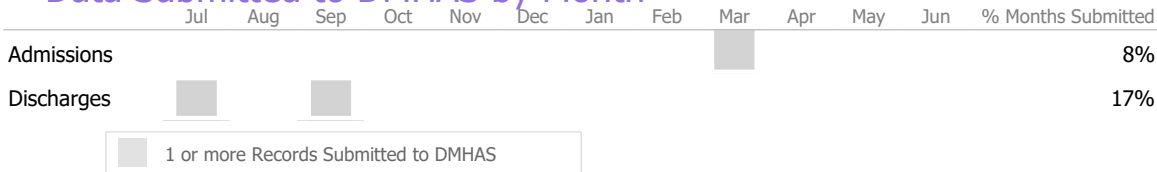
National Recovery Measures (NOMS)	Actual % vs Goal %	Actual	Actual %	Goal %	State Avg	Actual vs Goal
● Improved/Maintained Axis V GAF Score		0	0%	95%	93%	-95% ▼

Bed Utilization

Measure	12 Months Trend	Beds	Avg LOS	Turnover	Actual %	Goal %	State Avg	Actual vs Goal
● Avg Utilization Rate		3	95 days	0.6	21%	90%	48%	-69% ▼

Legend: ■ < 90% ■ 90-110% ■ >110%

Data Submitted to DMHAS by Month



▲ > 10% Over ▼ < 10% Under

■ Actual | Goal ✓ Goal Met ● Below Goal

* State Avg based on 2 Active Acute Pyschiatric - Intermediate Programs