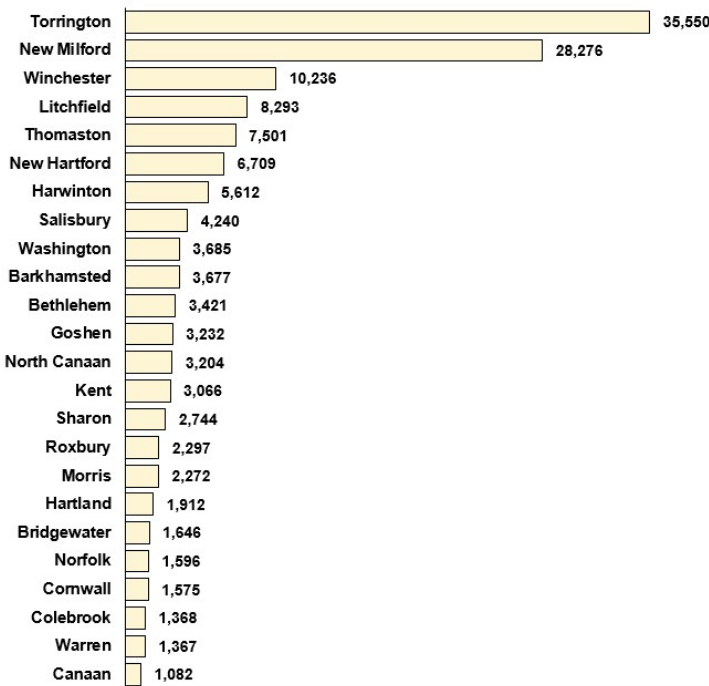




CT Division of Criminal Justice Data Report: Litchfield JD

Demographics

Population (2023)



Source: CT DESPP, NIBRS



Towns in Litchfield JD

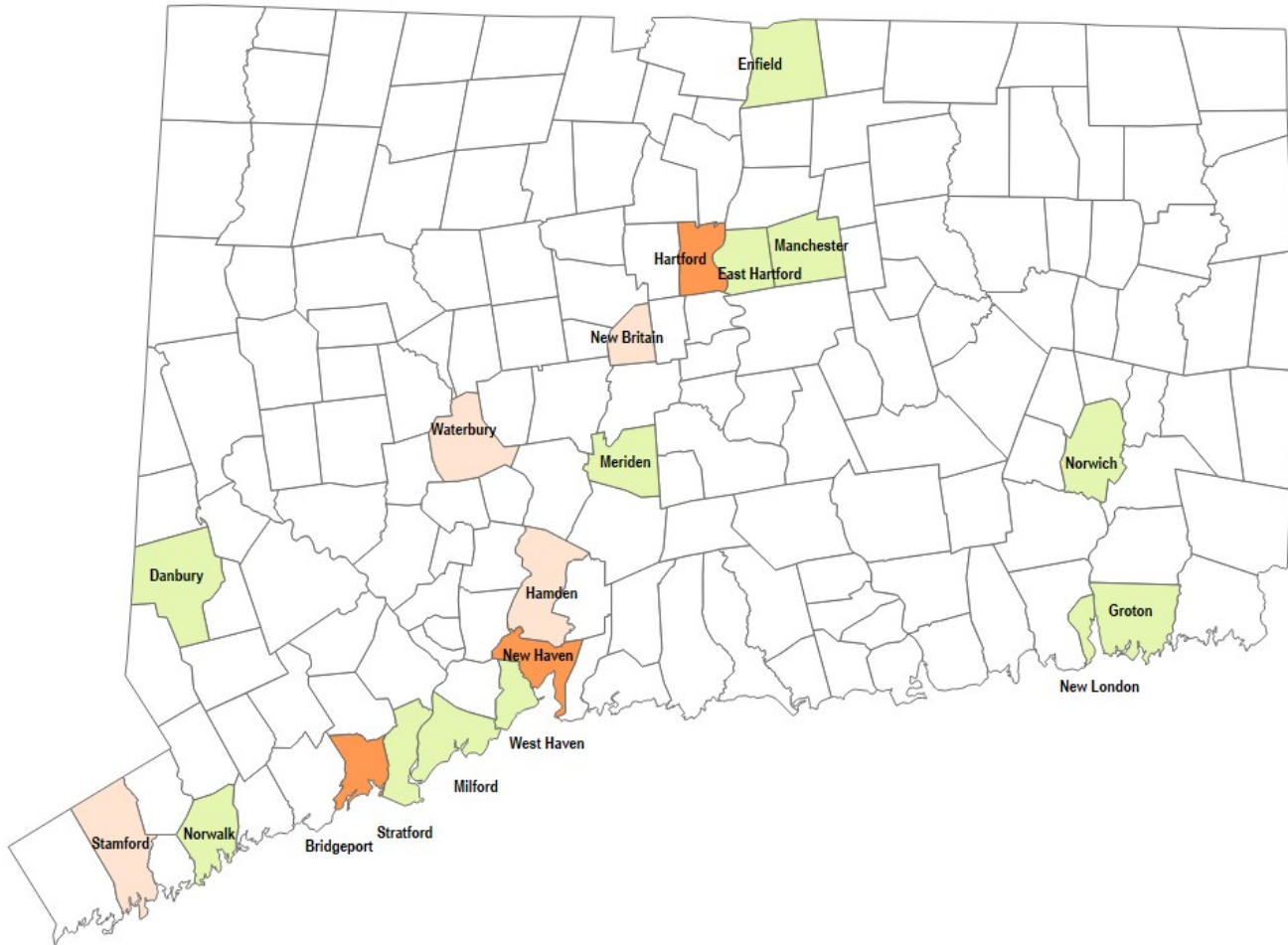
The Litchfield Judicial District (JD) serves twenty-four towns in the northwestern part of the state. The one Geographical Area (GA) court (GA 18) is located in Torrington. About 140,000 people live in the towns served by the Litchfield JD, making it the state’s second smallest JD by population. Covering just over 865 square miles, the Litchfield JD is also the state’s largest JD by area. Only 17% of residents in the JD belong to racial or ethnic minority groups. Statewide, minorities make up about 30% of the population. Almost three-quarters of the JD’s minority residents live in three towns: Torrington, New Milford, and Winchester. Hispanics comprise the largest minority group in the JD. Several towns in the JD, such as Roxbury, Washington, Sharon, and Bridgewater, are among the most affluent in the state. At the other extreme, towns such as Winchester, Torrington, and North Canaan have median family incomes that are considerably lower than the statewide average of \$108,890 as per the American Community Survey (2023).

Personnel (Litchfield JD)

Staff	JD	GA 18	Total
Prosecutors	3	4	7
Inspectors	2	0	2
Investigators	0	1	1
Support	2	2	4
Total	7	7	14

Demographics

The map below groups Connecticut's cities and towns into four groups based on reported violent crime. The three cities (Hartford, New Haven and Bridgeport) account for 40% of total violent crime, the remaining groups each represent roughly 20% of reported violent crime.



Key Metrics of Connecticut's Municipalities

City and Town Groups	Avg. Population Density	Avg. Police Density	% of Violent Crime	Land Area	% of Land Area	Population	% of Total Population
Tier 1 - (3 Cities) ■	7,175	20	39%	52	1%	403,731	11%
Tier 2 - (4 Cities) ■	3,805	8	22%	112	2%	385,177	11%
Tier 3 - (12 Cities and Towns) ■	2,452	6	19%	282	6%	657,337	18%
Tier 4 - (150 Towns) ■	380	1	20%	4,396	91%	2,159,699	60%

Sources: population - 2020 US Census, police per town - Office of Legislative Research. Density calculations are based on square miles

Crime

Each year, the Federal Bureau of Investigation (FBI) releases its Uniform Crime Report (UCR) which details the number of major crimes reported by state and local jurisdictions in the previous calendar year. In the FBI data, violent crimes includes murder, non-negligent manslaughter, robberies, aggravated assaults, and sexual assaults. Property crimes include larcenies, burglaries, and motor vehicle thefts.

Crime and crime rates per 10,000 residents (2024) (Litchfield Judicial District)

Town	Violent Crimes	Violent crime rate	Property crimes	Property crime rate
Torrington	29	8.1	371	104.2
Harwinton	4	7.1	10	17.7
Winchester	7	6.8	79	77.1
Litchfield	4	4.8	28	33.6
New Milford	8	2.8	152	53.6
New Hartford	1	1.5	13	19.3
Thomaston	0	-	39	51.8
North Canaan	0	-	13	40.5
All other agencies	1	0.2	53	13.5
Litchfield JD	54	3.7	758	52.3

CT DESPP, NIBRS

While public safety is a significant concern across the state, for many towns in this JD, the incidence of violent crime is quite rare. In 2024, Torrington and New Milford accounted for about 69% of all violent crimes and 69% of all property crimes reported in the entire JD.

Crime and crime rates per 10,000 residents (2024) (All Judicial Districts)

JD	Violent crimes	Violent crime rate	Property crimes	Property crime rate	JD population
New Haven JD	1,146	24	10,514	220.4	476,982
Hartford JD	872	14.8	10,530	178.2	590,790
Bridgeport JD	678	20.6	5,125	155.9	328,757
New Britain JD	473	14.8	4,683	146.7	319,211
Waterbury JD	404	17.3	4,173	178.6	233,710
Stamford-Norwalk JD	314	8	4,456	113.5	392,667
Danbury JD	271	13.3	1,598	78.7	203,091
New London JD	244	9	2,350	86.2	272,510
Ansonia-Milford JD	207	8.9	3,334	143.3	232,692
Windham JD	100	8.2	483	39.6	121,821
Middlesex JD	76	4.5	1,519	90.9	167,059
Litchfield JD	54	3.7	758	52.3	145,035
Tolland JD	51	3.3	688	44.4	154,849
Statewide	4,890	13.4	50,211	138	3,639,174

CT DESPP, NIBRS

Although no level of crime is acceptable, the towns in the Litchfield JD are fortunate to experience relatively low levels of crime and crime rates that are considerably lower than the statewide average.

Arrests

Many towns in the Litchfield JD are too small to justify the cost of maintaining a municipal police force. As a result, the CT State Police play a very large public-safety role in the JD. Torrington Police Department (Torrington PD) is the most active among this small group with respect to criminal arrests. Torrington PD made 44% of criminal arrests in the Litchfield JD in 2024. State Police officers made 33% of motor vehicle arrests.

Arrests (All Judicial Districts)

District	2022	2023	2024	3 Year Total
Hartford	18,913	18,803	18,521	56,225
New Haven	13,333	13,573	12,789	39,687
New Britain	9,174	8,727	8,758	26,652
New London	8,146	8,030	7,956	24,131
Bridgeport	7,617	7,024	7,204	21,835
Waterbury	6,357	6,121	6,603	19,080
Stamford	5,845	6,648	6,077	18,566
Ansonia-Milford	5,862	6,050	5,945	17,854
Middlesex	3,301	2,835	2,929	9,060
Danbury	2,698	2,874	3,362	8,934
Litchfield	3,016	2,838	2,799	8,651
Windham	2,771	2,578	2,664	8,013
Tolland	2,426	2,214	2,276	6,914
Total	89,459	88,315	87,883	265,602

Arrests here are incident based. Arrests in this table led to the creation of new docket number(s). New case information is presented on subsequent pages.

Additional Arrest Types (Litchfield Judicial District)

Year	FTA	VOP
2021	456	61
2022	432	109
2023	303	168
2024	349	173
Total	1,540	511

FTA- Failure to Appear

VOP- Violation of Probation

Custodial Arrests (Litchfield Judicial District)

Year	Custodial	Summons
2022	1,589	1,435
2023	1,657	1,203
2024	1,574	1,225
Total	4,820	3,863

Major Arresting Agencies (Litchfield Judicial District)

Police Dept	2022	2023	2024	3 Year Total
Torrington PD	1,024	1,028	996	3,048
New Milford PD	450	431	705	1,585
State Police Troop L	561	478	390	1,428
State Police Troop B	505	512	353	1,370
Winchester PD	299	248	219	766
Thomaston PD	100	81	77	258
State Police Troop A	30	22	31	83
DEEP / Environmental Conservation Police	7	16	15	38
Resident Trooper	10	3	1	14
All other agencies	30	19	13	62
Annual Total	3,016	2,838	2,800	8,652

Warrant based arrests (Litchfield JD)

Year	Onsite	Warrant	%Warrant
2022	2,361	655	22%
2023	2,122	717	25%
2024	2,151	649	23%

Arraignments in 2024

Judicial District	Next-Day Arraignment
Hartford	6,945
New Haven	5,448
Waterbury	3,101
New London	2,917
Bridgeport	2,886
New Britain	2,859
Ansonia Milford	1,874
Stamford	1,662
Windham	1,081
Middlesex	1,078
Danbury	855
Litchfield	713
Tolland	675
Total	32,094

Source: CSSD CT Judicial Branch

Warrant Review

In addition to handling cases, prosecutors review warrant applications for police agencies in the JDs. The Torrington PD and the Connecticut State Police contribute the most warrant applications of any agency in the JD.

Warrant Applications Reviewed, Warrant Type (Litchfield Judicial District)

Type	2021	2022	2023	2024	Total
Arrest	813	793	913	788	3,307
Search	234	261	226	159	880
Firearms Safety		29	69	32	130
Annual Total	1,047	1,083	1,208	979	4,317

Warrant Applications Reviewed by submitting agency (Litchfield Judicial District)

Law Enforcement Agency	2021	2022	2023	2024	4 Year Total
Torrington PD	313	284	312	233	1,142
State Police	296	265	310	266	1,137
Adult Probation	154	180	214	205	753
New Milford PD	133	209	158	135	635
Winchester PD	92	96	135	94	417
Thomaston PD	52	32	55	38	177
Annual Total	1,040	1,066	1,184	971	4,261

Case Movement

The majority of cases disposed in Connecticut courts each year are handled in 17 Geographic Area (GA) courts. GA courts typically handle less serious felonies as well as all misdemeanor cases and other low level offenses.

Cases Added (2024) All Judicial Districts

District	Motor		Crim & MV
	Criminal	Vehicle	
Hartford	14,246	5,288	19,534
New Haven	9,837	3,602	13,439
New Britain	5,815	3,495	9,310
New London	5,418	2,935	8,353
Bridgeport	5,633	1,965	7,598
Waterbury	5,099	1,872	6,971
Stamford	3,738	2,556	6,294
Ansonia Milford	3,886	2,379	6,265
Danbury	2,260	1,293	3,553
Middlesex	2,065	1,075	3,140
Litchfield	1,658	1,271	2,929
Windham	2,014	844	2,858
Tolland	1,431	1,080	2,508
Total	63,100	29,655	92,752

cases added include all docketed arrests with a "CR" or "MV" designator, requiring a summons or UAR

Infractions Added (2024) All Judicial Districts

District	Infractions
New Britain	14,692
New Haven	10,099
Tolland	9,529
Stamford	5,975
New London	5,645
Bridgeport	5,091
Waterbury	4,020
Ansonia Milford	3,811
Danbury	3,688
Litchfield	3,005
Middlesex	2,795
Windham	1,083
Hartford	245
Total	69,678

Criminal and motor vehicle matters are not the only cases handled in the criminal court system. Infractions (which are usually disposed of with payment of a fine) transfer to GA courts if they are not resolved by the Judicial Branch's Centralized Infraction Bureau. Regional infraction hubs handle the largest share of these cases.

Part A Case Flows (Litchfield Judicial District)

Year	Pending on				Total Disposed	Pending at end of period	%Δ
	Jan 1st	Added	Plea	Trials			
2022	335	128	207	3	210	247	-26%
2023	247	151	185	2	187	203	-18%
2024	203	120	135	5	140	185	-9%

Part B Case Flows (GA18 Torrington)

Year	Pending on				Total Disposed	Pending at end of period	%Δ
	Jan 1st	Added	Plea	Trials			
2022	2,846	3,041	3,503	1	3,503	2,307	-19%
2023	2,307	2,849	3,039	0	3,039	2,098	-9%
2024	2,098	2,826	2,613	4	2,613	2,269	8%

Case Movement

Cases Added

Top Ten Case Types

Litchfield Judicial District Part A (2024)

Case Type	Cases Added
ROBBERY 1	10
IL SEXUAL CNTCT	10
SEX ASSAULT 1	7
SEX ASSAULT 2	6
VIO PROTECT ORD	6
ASSAULT 1	5
FLR TO APPEAR 2	5
KIDNAP 1	4
RISK OF INJURY	3
BURGLARY 1	3

Top Ten Case Types

All Districts Part A (2024)

Case Type	Cases Added
ASSAULT 1	300
ROBBERY 1	257
SEX ASSAULT 1	208
MURDER	97
HOME INVASION	78
IL SEXUAL CNTCT	74
SEX ASSAULT 2	59
LARCENY 1	56
RISK OF INJURY	55
CHILD PORN 1ST	45

Part A courts handle more serious offenses. The most frequently added cases added to Part A courts (all Judicial Districts and the Litchfield JD specifically) are shown to the left. Cases with multiple charges were categorized by the most serious charge, ranked from A felony to D misdemeanor.

Top Ten Case Types

Litchfield Judicial District GA18 Torrington (2024)

Case Type	Cases Added
OP UN INFLUENCE	328
OP HWY>60-CAR	264
UND SUSPENSION	261
FLR TO APPEAR 2	229
ASSAULT 3	225
DISORDERLY CNDT	195
VIO PROTECT ORD	177
BRCH OF PEACE 2	136
INTRFERE/RESIST	96
RECKLESS DRIVNG	79

Top Ten Case Types

All Districts Part B (2024)

Case Type	Cases Added
UND SUSPENSION	7,415
ASSAULT 3	7,063
OP UN INFLUENCE	6,865
FLR TO APPEAR 2	5,755
VIO PROTECT ORD	5,343
DISORDERLY CNDT	4,387
INTRFERE/RESIST	4,307
RISK OF INJURY	3,668
BRCH OF PEACE 2	3,580
EVAD RESP	3,578

Part B courts typically handle cases that are less serious than those in Part A. Categorized using the same methodology as described above, the tables to the left show that most cases in Part B are misdemeanor files.

Case Movement

Criminal Possession of a Firearm

Cases analyzed on this page all include (at least) a charge of 53a-217 or 53a-217c. Other charges may be present on the file. Conviction rates are based on a case level disposition whereby, should one charge levied against the defendant result in a conviction, the case is deemed to be a conviction. The charge of criminal possession of a firearm may or may not be the charge resulting in the conviction on a particular case.

Cases Added with a Charge of Criminal Possession of a Firearm

Office	2021	2022	2023	2024
GA23 New Haven*	113	124	145	153
GA14 Hartford*	132	150	128	112
GA02 Bridgeport*	58	58	48	79
GA04 Waterbury*	41	50	66	59
GA15 New Britain	38	37	60	60
GA12 Manchester	17	17	25	16
GA22 Milford	19	19	15	22
GA10 New London	9	17	21	26
GA11 Windham	11	14	18	23
GA01 Stamford	15	9	28	8
GA21 Norwich	8	8	16	27
Bridgeport Part A	19	15	10	8
GA09 Middletown	9	9	13	20
GA05 Derby	11	6	12	19
Waterbury Part A	11	18	3	3
GA18 Torrington	4	11	10	8
GA07 Meriden	9	6	6	9
GA19 Rockville	8	12	2	7
New London Part A	4	6	6	8
GA03 Danbury		8	3	13
New Haven Part A		4	3	4
Danbury Part A	6	2	2	
Hartford Part A	5	2	3	
Ansonia/Milford Part A	4	4	1	
New Britain Part A	3	4	2	1
Litchfield Part A	4	2		2
Stamford Part A	1	2	4	1
Tolland Part A	1		3	2
Middlesex Part A		1	3	
Windham Part A				2
Statewide	560	616	656	692

Pending Cases January 1st, Cases with a Charge of Criminal Possession of a Firearm

Office	2022	2023	2024	2025
GA23 New Haven	430	447	435	282
GA14 Hartford	491	509	473	275
GA02 Bridgeport	240	230	246	164
GA04 Waterbury	188	220	229	137
GA15 New Britain	117	138	160	121
New Haven Part A	117	139	137	105
Waterbury Part A	167	153	145	95
GA01 Stamford	64	81	92	80
GA12 Manchester	72	75	74	56
Hartford Part A	110	99	78	55
Bridgeport Part A	154	149	110	47
GA22 Milford	56	51	59	46
GA10 New London	38	38	46	42
GA05 Derby	34	38	50	42
GA21 Norwich	27	40	50	38
GA11 Windham	35	36	44	38
GA09 Middletown	39	36	50	38
New London Part A	42	46	49	29
New Britain Part A	43	49	38	25
Stamford Part A	27	30	31	24
GA03 Danbury	10	9	18	20
Ansonia/Milford Part A	40	35	24	19
GA07 Meriden	27	18	16	14
GA18 Torrington	26	32	25	13
Middlesex Part A	15	22	22	12
GA19 Rockville	28	26	18	8
Windham Part A	4	4	7	6
Litchfield Part A	19	17	16	6
Danbury Part A	22	18	15	6
Tolland Part A	5	5	9	5
Total	2,689	2,792	2,767	1,850

Conviction Rate, Cases with a Charge of Criminal Possession of a Firearm

Office	2021	2022	2023	2024
GA18 Torrington	50%	71%	80%	92%
Litchfield Part A	75%	83%	75%	90%
Statewide	77%	78%	80%	85%

* Court locations with a firearm-related crime docket pursuant to CGS 51-181f

Case Movement

Pending Cases Trends

Overall, pending case counts have declined over the past five years. The tables below show the January 1st figures for criminal and motor vehicle cases pending in each court around the state. These figures, typically, do not include infractions. The number of pending cases in Part B courts increased for the first time in five years in 2025.

Part A Pending Cases (All Judicial Districts)

Court	2021	2022	2023	2024	2025
Stamford Part A	277	388	424	491	518
Hartford Part A	389	505	541	459	458
New Haven Part A	260	300	376	371	430
Waterbury Part A	486	567	559	511	370
Bridgeport Part A	474	725	712	546	324
New Britain Part A	306	389	388	351	295
Ansonia/Milford Part A	236	373	414	325	290
Windham Part A	137	145	139	169	191
Litchfield Part A	363	335	247	203	185
Danbury Part A	583	540	329	227	179
New London Part A	267	262	235	213	177
Tolland Part A	150	164	126	115	156
Middlesex Part A	106	127	122	120	131
Total	4,034	4,820	4,612	4,101	3,704

Pending cases in the Litchfield Part A court have declined every year since 2022. Please exercise caution when comparing Part A courts, as the rules and mechanisms for elevation of matters from Part B varies among locations and over time within jurisdictions.

Part B Pending Cases (All Judicial Districts)

Court	2021	2022	2023	2024	2025
GA14 Hartford	19,878	17,440	15,686	10,822	11,570
GA01 Stamford	8,249	7,832	8,074	9,210	9,450
GA02 Bridgeport	8,121	8,792	8,617	7,962	7,674
GA15 New Britain	8,058	7,722	7,755	7,033	8,028
GA23 New Haven	9,850	7,700	5,608	5,203	5,655
GA04 Waterbury	8,151	7,679	5,964	5,411	5,450
GA10 New London	6,446	6,378	5,856	4,452	4,300
GA12 Manchester	7,429	5,198	4,184	3,908	4,449
GA07 Meriden	5,503	4,624	3,603	3,428	3,418
GA21 Norwich	3,797	3,338	3,179	2,931	3,422
GA05 Derby	4,194	3,899	3,040	2,601	2,607
GA11 Windham	2,937	3,307	2,768	2,779	3,095
GA09 Middletown	3,258	2,876	2,737	2,562	2,743
GA03 Danbury	3,171	3,096	2,417	2,261	2,891
GA19 Rockville	3,363	2,661	2,355	2,129	2,315
GA18 Torrington	2,831	2,846	2,307	2,098	2,269
GA22 Milford	2,309	1,965	1,856	1,898	2,038
Grand Total	107,545	97,353	86,006	76,688	81,374

Currently, GA 18 in Torrington sits second to last among all Part B courts in terms of pending cases.

Stamford data includes the operations of GA 20 (Norwalk), which closed during this period.

GA 14 in Hartford includes consolidated operations with GA 13 (Enfield) and the Hartford Community Court.

Case Movement

Pending Cases Trends

The mixture of offenses on the Litchfield Part A docket has changed in recent years. Once the most frequent charge, Sale of Narcotics is no longer among the top ten. The tables below depict the changing landscape of the top ten cases over the past three years.

Top Ten Part A Pending Cases

Litchfield Judicial District (January 1st - 2023, 2024, 2025)

Case Type	2023	%	Case Type	2024	%	Case Type	2025	%
SALE NARCOTICS	32	13%	SEX ASSAULT 1	18	9%	LARCENY 1	15	8%
SEX ASSAULT 1	14	6%	LARCENY 1	12	6%	SEX ASSAULT 2	13	7%
LARCENY 1	10	4%	SEX ASSAULT 2	12	6%	ROBBERY 1	11	6%
HOME INVASION	9	4%	BURGLARY 1	11	5%	SEX ASSAULT 1	11	6%
ASSAULT 3	8	3%	RISK OF INJURY	11	5%	IL SEXUAL CNTCT	9	5%
CR POSSESS GUN	7	3%	BURGLARY 3	10	5%	ASSAULT 1	8	4%
IL SEXUAL CNTCT	7	3%	ASSAULT 3	8	4%	RISK OF INJURY	8	4%
INTRFERE/RESIST	7	3%	HOME INVASION	8	4%	VIO PROTECT ORD	8	4%
SEX ASSAULT 2	7	3%	IL SEXUAL CNTCT	7	3%	BURGLARY 1	6	3%
VIO PROTECT ORD	7	3%	ROBBERY 1	7	3%	KIDNAP 1	5	3%

Top Ten Part B Pending Cases

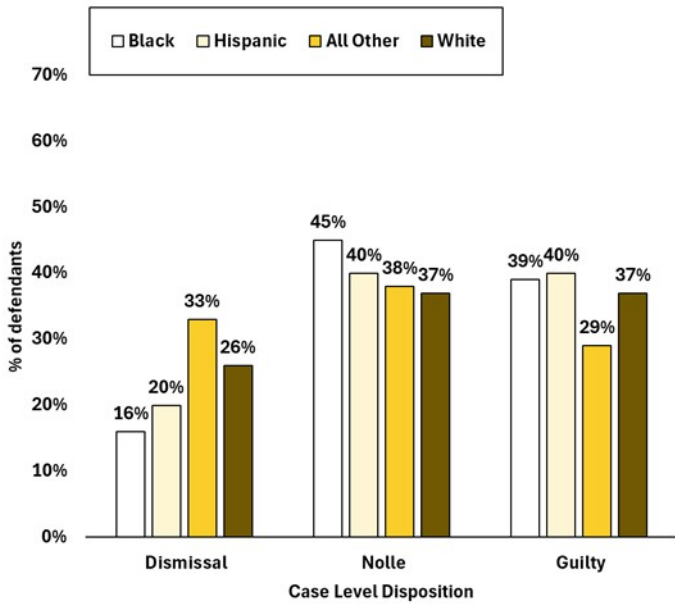
GA18 Torrington (January 1st - 2023, 2024, 2025)

Case Type	2023	%	Case Type	2024	%	Case Type	2025	%
OP UN INFLUENCE	381	17%	OP UN INFLUENCE	317	16%	OP UN INFLUENCE	374	17%
VIO PROTECT ORD	143	6%	ASSAULT 3	143	7%	ASSAULT 3	143	7%
ASSAULT 3	138	6%	VIO PROTECT ORD	132	7%	VIO PROTECT ORD	123	6%
FLR TO APPEAR 2	136	6%	UND SUSPENSION	115	6%	DISORDERLY CNDT	112	5%
UND SUSPENSION	111	5%	FLR TO APPEAR 2	111	5%	EVAD RESP	101	5%
RECKLESS DRIVNG	106	5%	DISORDERLY CNDT	87	4%	UND SUSPENSION	100	5%
DISORDERLY CNDT	92	4%	EVAD RESP	82	4%	BRCH OF PEACE 2	92	4%
EVAD RESP	90	4%	RECKLESS DRIVNG	82	4%	FLR TO APPEAR 2	87	4%
BRCH OF PEACE 2	76	3%	BRCH OF PEACE 2	75	4%	RECKLESS DRIVNG	73	3%
INTRFERE/RESIST	62	3%	INTRFERE/RESIST	55	3%	INTRFERE/RESIST	68	3%

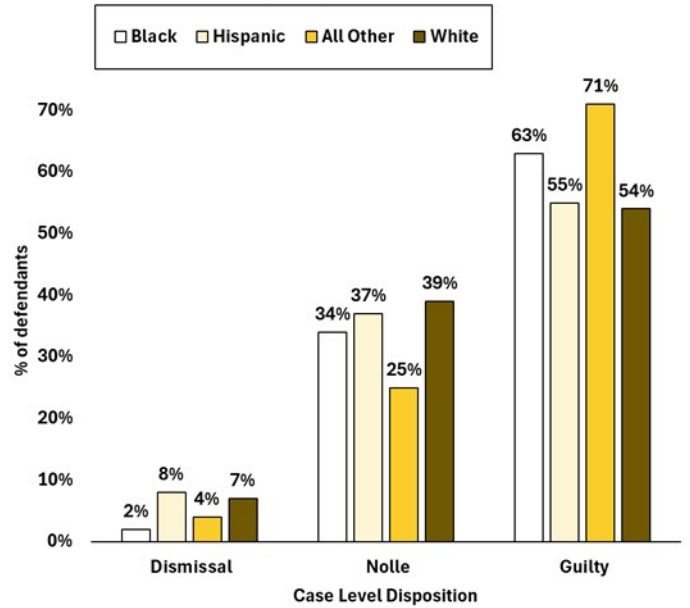
Case Movement

Case Outcomes

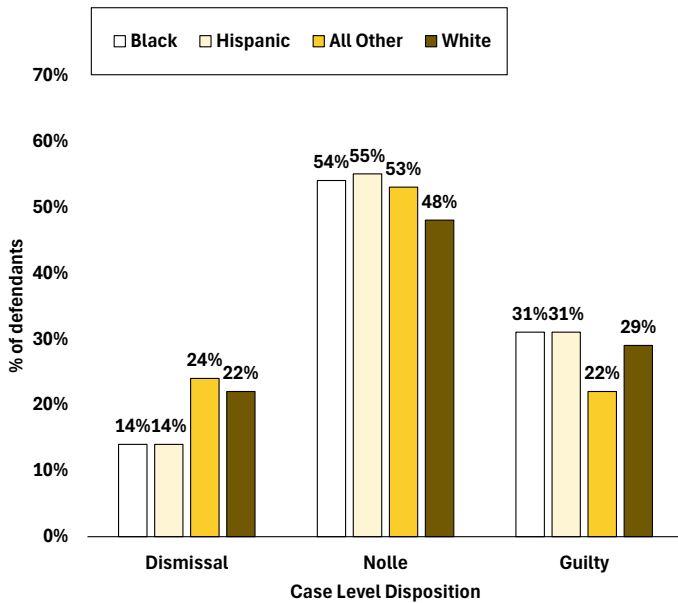
Litchfield Judicial District- All Defendants (2023)



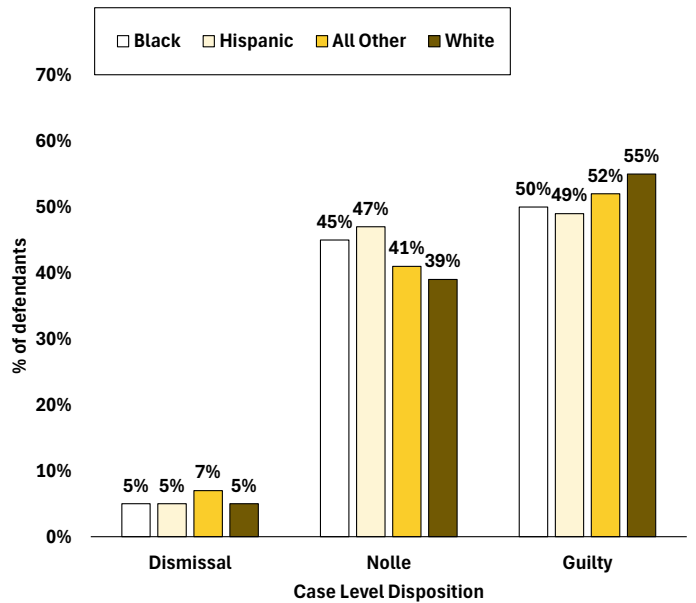
Litchfield Judicial District - Felony Criminal History (2023)



All Judicial Districts - All Defendants (2023)



All Judicial Districts - Felony Criminal History (2023)



Trials

The figures shown below represent cases that reach a verdict across the state. For purposes of this data analysis, it is important to note that some cases are submitted to the jury, but do not result in a unanimous verdict. Such cases, despite the workload involved, do not get counted in the data submitted by the Judicial Branch to the Division. In addition, more cases move through the trial process only to resolve by plea agreement prior to jury deliberations.

Part A Trials to Verdict (All Judicial Districts)

District	2021	2022	2023	2024	Total
Hartford	3	7	22	22	54
Bridgeport	4	6	16	20	44
New Haven	3	8	13	11	35
Waterbury		3	6	8	17
New Britain		5	4	8	17
Danbury	1	3	10	3	17
Stamford		6	2	6	13
Litchfield	1	2	2	4	8
New London	1	3		4	8
Ansonia Milford			1	5	6
Middlesex		2	1	2	5
Tolland		2			2
Windham	1	1		1	3
Total	14	48	77	94	229

Part B Trials to Verdict (All Judicial Districts)

Court	2021	2022	2023	2024	Total
GA01 Stamford	1	3	4	12	20
GA19 Rockville	2	3	8	6	19
GA14 Hartford		4	7	5	16
GA21 Norwich		4	5	6	15
GA10 New London		4	7	2	13
GA04 Waterbury	3	2	2	6	13
GA02 Bridgeport		5	2	5	12
GA15 New Britain		2	6	3	11
GA07 Meriden	1	1	3	3	8
GA22 Milford			2	4	6
GA03 Danbury	1	1	2	2	6
GA23 New Haven			1	4	5
GA18 Torrington		1		4	5
GA11 Windham			1	1	2
GA09 Middletown				2	2
GA12 Manchester		1			1
GA05 Derby		1			1
Total	8	32	50	65	155

Pending Cases on Part A Trial List, Jan 1st

District	2021	2022	2023	2024	2025
Bridgeport	259	345	329	249	144
Waterbury	236	270	254	192	123
Hartford	189	238	233	178	100
Stamford	131	175	188	200	171
New Britain	126	162	157	117	71
Danbury	104	125	102	60	25
Ansonia Milford	73	85	99	87	53
New Haven	70	84	79	67	43
New London	72	88	84	69	27
Litchfield	79	80	63	48	27
Windham	65	69	68	55	31
Tolland	41	48	30	19	15
Middlesex	25	35	36	25	17
Total	1,470	1,804	1,722	1,366	847

Court operations, particularly trials, were limited in 2021 and 2022 by the social distancing guidelines enacted in response to the COVID-19 pandemic. These precautions delayed trial preparations and therefore trial hearings well beyond the court closures which initially were lifted in the summer of 2020, but were reinstated periodically over the next year.

Trials

Part A Trials to Verdict (2024) (All Judicial Districts)

District	Murder	Assault	Robbery	Sexual		Total
				Assault	All other	
Hartford	14	1		4	4	22
Bridgeport	9	2		5	4	20
New Haven	4			3	4	11
Waterbury	3			3	2	8
New Britain	1	3		4	2	8
Stamford	2			3	1	6
Ansonia Milford	2			1	2	5
Litchfield				2	2	4
New London	2	1	1			4
Danbury				2	1	3
Middlesex	1				1	2
Windham		1				1
Tolland						
All Part A	38	8	1	27	23	94

Count of individual defendants: assault, robbery, and sexual assault are all in the first degree

Pending Violent Felonies (Litchfield Judicial District)

Year	Cases	% of all Pending
		Part A Cases
2021	21	6%
2022	25	7%
2023	23	9%
2024	31	15%
2025	32	17%

Data as of January 1, each year Crimes include: murder, robbery 1st, sex assault 1st and assault 1st.

As is the case with most JDs around the state, the proportion of serious violent felonies as a proportion of the overall Part A docket has increased in recent years at the Litchfield JD. The numbers are low both in volume and percentage when compared to busier JDs such as Hartford, New Haven, and Waterbury.

The information presented in this Data Report is operational data compiled from several sources. Therefore, exact totals may not always agree due to counting rule differences. These arraignment figures do not include persons held on Violation of Probation or Failure to Appear charges. For more information on this Data Report, please contact the Division of Criminal Justice at (860) 258-5964.