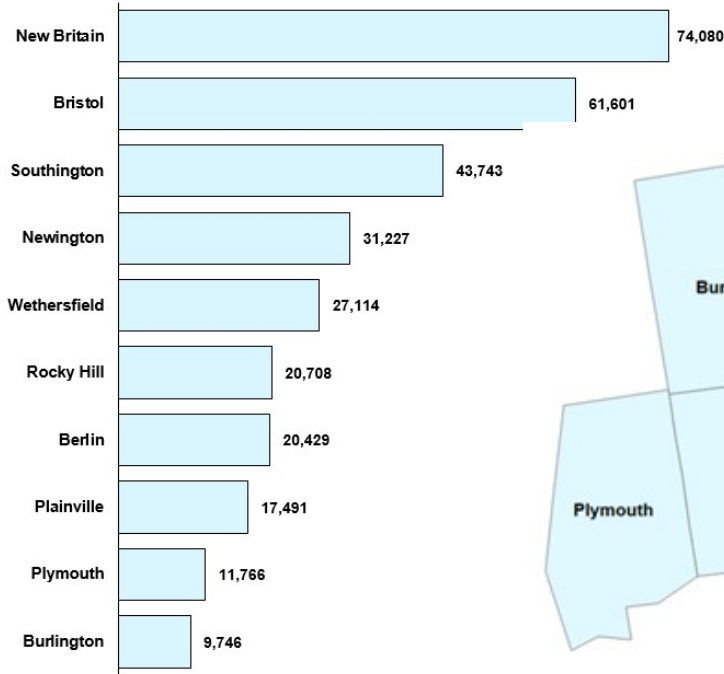




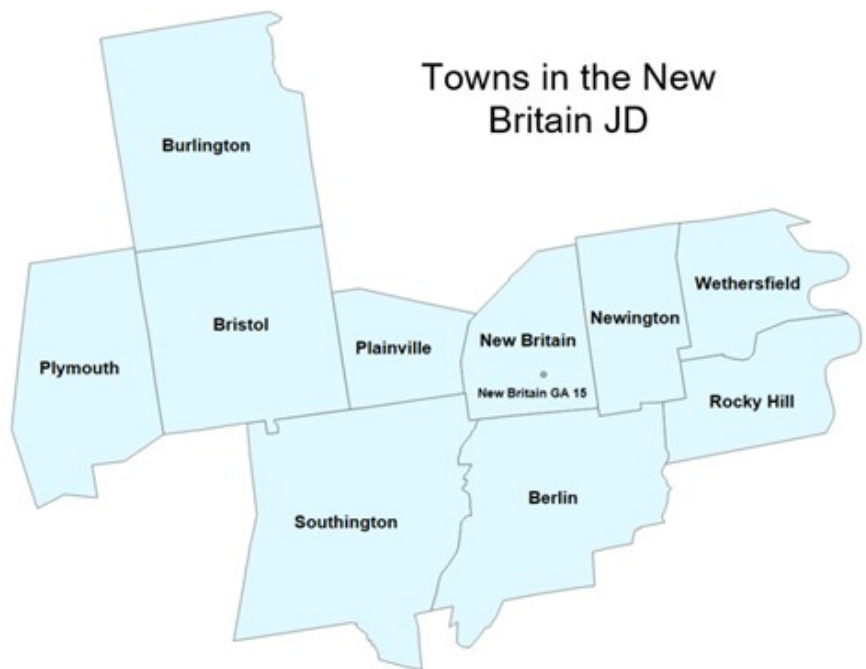
CT Division of Criminal Justice Data Report: New Britain JD

Demographics

Population (2023)



Source: CT DESPP, NIBRS



Towns in the New Britain JD

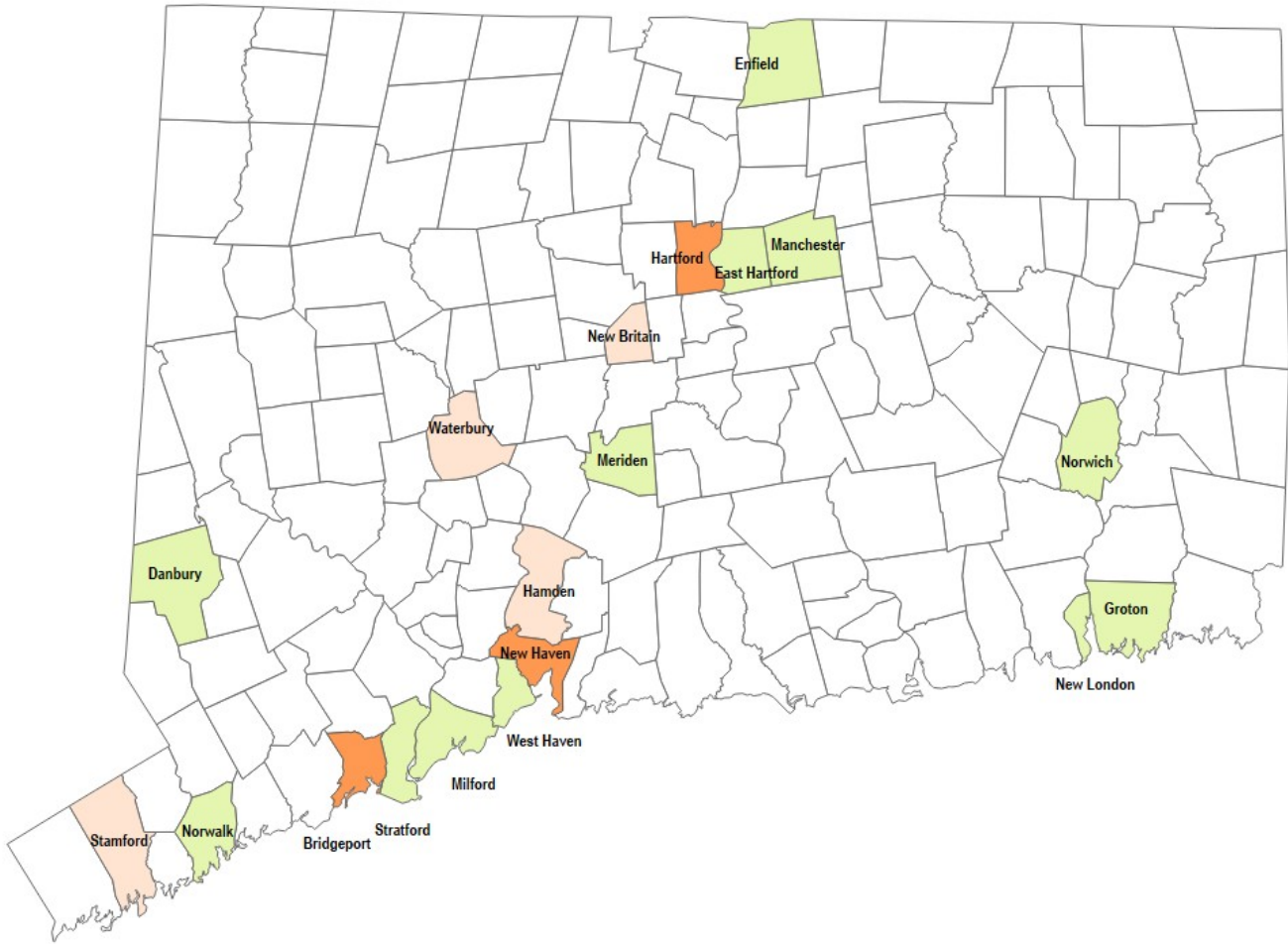
The New Britain Judicial District (JD) serves ten towns in central Connecticut. In addition, the JD oversees juvenile matters in 16 towns and serves as a regional hub for traffic infractions. In 2019, the Geographical Area (GA) 17 court in Bristol was closed and its cases were consolidated with GA 15 in New Britain. About 316,000 people live in the New Britain JD. New Britain, the largest city, is home to about 23% of the JD’s population. It is also home to 57% of the district’s Hispanic and 55% of its Black non-Hispanic residents. Approximately 57,000 Hispanics live in the JD. They comprise 57% of the JD’s minority population. The median family income in 2023 ranged from \$82,094 to \$148,696 for all towns with the exception of New Britain (\$53,766). The statewide average median family income was \$108,890 as per the American Community Survey (2023).

Personnel (New Britain JD)

Staff	JD	GA 15	Total
Prosecutors	5	7	12
Inspectors	4	0	4
Investigators	0	3	3
Support	1	3	4
Total	10	13	23

Demographics

The map below groups Connecticut's cities and towns into four groups based on reported violent crime. The three cities (Hartford, New Haven and Bridgeport) account for 40% of total violent crime, the remaining groups each represent roughly 20% of reported violent crime.



Key Metrics of Connecticut's Municipalities

City and Town Groups	Avg. Population Density	Avg. Police Density	% of Violent Crime	Land Area	% of Land Area	Population	% of Total Population
Tier 1 - (3 Cities) ■	7,175	20	39%	52	1%	403,731	11%
Tier 2 - (4 Cities) ■	3,805	8	22%	112	2%	385,177	11%
Tier 3 - (12 Cities and Towns) ■	2,452	6	19%	282	6%	657,337	18%
Tier 4 - (150 Towns) ■	380	1	20%	4,396	91%	2,159,699	60%

Sources: population - 2020 US Census, police per town - Office of Legislative Research. Density calculations are based on square miles

Crime

Each year, the Federal Bureau of Investigation (FBI) releases its Uniform Crime Report (UCR) which details the number of major crimes that were reported by state and local jurisdictions in the previous calendar year. In the FBI data, violent crimes include murders, non-negligent manslaughters, robberies, aggravated assaults and sexual assaults. Property crimes include larcenies, burglaries and motor vehicle thefts.

Crime and crime rates per 10,000 residents (2024) (New Britain Judicial District)

Town	Violent Crimes	Violent crime rate	Property crimes	Property crime rate
New Britain	319	43.1	1,499	202.3
Berlin	19	9.3	292	142.9
Newington	26	8.3	675	216.2
Rocky Hill	16	7.7	255	123.1
Plainville	12	6.9	264	150.9
Southington	29	6.6	665	152.0
Wethersfield	16	5.9	371	136.8
Bristol	36	5.8	595	96.6
Burlington	3	3.1	20	20.5
Plymouth	1	0.8	58	49.3
Grand Total	473	14.8	4,683	146.7

The vast majority of violent crimes reported in the JD occurred in the city of New Britain. In 2024, that figure reached 67% of all reported violent crimes. Newington led the JD in property crime rate.

Source: CT DESPP, NIBRS

Crime and crime rates per 10,000 residents (2024) (All Judicial Districts)

JD	Violent crimes	Violent crime rate	Property crimes	Property crime rate	JD population
New Haven JD	1,146	24	10,514	220.4	476,982
Bridgeport JD	678	20.6	5,125	155.9	328,757
Waterbury JD	404	17.3	4,173	178.6	233,710
Hartford JD	872	14.8	10,530	178.2	590,790
New Britain JD	473	14.8	4,683	146.7	319,211
Danbury JD	271	13.3	1,598	78.7	203,091
New London JD	244	9	2,350	86.2	272,510
Ansonia-Milford JD	207	8.9	3,334	143.3	232,692
Windham JD	100	8.2	483	39.6	121,821
Stamford JD	314	8	4,456	113.5	392,667
Middlesex JD	76	4.5	1,519	90.9	167,059
Litchfield JD	54	3.7	758	52.3	145,035
Tolland JD	51	3.3	688	44.4	154,849
Statewide	4,890	13.4	50,211	138	3,639,174

CT DESPP, NIBRS

Compared to other JDs, New Britain ranked fourth in the state for the number of reported violent and property crimes in 2024.

Arrests

The New Britain Police Department (New Britain PD) is the most active law enforcement agency in the JD. Each year, the New Britain PD sees the most reported crime and makes the most arrests in the JD. The New Britain PD made 37% of the JD's arrests.

Arrests (All Judicial Districts)

District	2022	2023	2024	3 Year Total
Hartford	18,913	18,803	18,521	56,225
New Haven	13,333	13,573	12,789	39,687
New Britain	9,174	8,727	8,758	26,652
New London	8,146	8,030	7,956	24,131
Bridgeport	7,617	7,024	7,204	21,835
Waterbury	6,357	6,121	6,603	19,080
Stamford	5,845	6,648	6,077	18,566
Ansonia-Milford	5,862	6,050	5,945	17,854
Middlesex	3,301	2,835	2,929	9,060
Danbury	2,698	2,874	3,362	8,934
Litchfield	3,016	2,838	2,799	8,651
Windham	2,771	2,578	2,664	8,013
Tolland	2,426	2,214	2,276	6,914
Total	89,459	88,315	87,883	265,602

Arrests here are incident based. Arrests in this table led to the creation of new docket number(s). New case information is presented on subsequent pages.

Major Arresting Agencies (New Britain Judicial District)

Police Dept	2022	2023	2024	3 Year Total
New Britain PD	3,619	3,324	3,210	10,149
Bristol PD	1,209	1,087	1,316	3,612
Newington PD	1,060	1,067	983	3,110
Southington PD	745	900	975	2,620
Wethersfield PD	543	521	377	1,440
Plainville Police	470	398	431	1,299
Rocky Hill PD	486	369	245	1,100
State Police Troop H	319	329	430	1,078
Berlin PD	285	312	412	1,009
Plymouth PD	256	196	174	626
Central CT State Police	48	92	70	210
State Police Troop L	58	69	58	185
Burlington PD	2	12	12	26
All other agencies	79	59	62	200
Grand Total	9,179	8,735	8,755	26,664

Additional Arrest Types (New Britain Judicial District)

Year	FTA	VOP
2021	768	107
2022	1,235	289
2023	1,191	508
2024	1,305	563
Total	4,499	1,467

FTA- Failure to Appear

VOP- Violation of Probation

Custodial Arrests (New Britain Judicial District)

Year	Custodial	Summons
2022	5,587	3,570
2023	5,389	3,353
2024	5,596	3,175
Total	16,572	10,098

Warrant based arrests (New Britain JD)

Year	Onsite	Warrant	%Warrant
2022	6,911	2,265	25%
2023	6,426	2,306	26%
2024	6,334	2,418	28%

Arraignments in 2024

Judicial District	Next-Day Arraignment
Hartford	6,945
New Haven	5,448
Waterbury	3,101
New London	2,917
Bridgeport	2,886
New Britain	2,859
Ansonia Milford	1,874
Stamford	1,662
Windham	1,081
Middlesex	1,078
Danbury	855
Litchfield	713
Tolland	675
Total	32,094

Source: CSSD CT Judicial Branch

Warrant Review

In addition to handling cases, prosecutors review warrant applications for police agencies in the JDs. The New Britain PD contributes the most warrant applications of any agency in the JD.

Warrant Applications Reviewed, Warrant Type (New Britain Judicial District)

Type	2021	2022	2023	2024	Total
Arrest	2,751	2,989	3,074	3,111	11,925
Search	865	698	830	954	3,347
Firearms Safety	12	133	146	59	350
Annual Total	3,628	3,820	4,050	4,124	15,622

Warrant Applications Reviewed by submitting agency (New Britain Judicial District)

Law Enforcement Agency	2021	2022	2023	2024	4 Year Total
New Britain PD	1,221	1,169	1,124	1,181	4,695
Adult Probation	419	482	686	682	2,269
Bristol PD	507	630	496	563	2,196
Southington PD	354	350	464	547	1,715
Newington PD	316	354	375	402	1,447
Plainville Police	185	198	243	196	822
Wethersfield PD	188	169	148	145	650
Berlin PD	129	136	115	109	489
State Police	112	91	129	117	449
Plymouth PD	98	114	128	92	432
Rocky Hill PD	77	103	129	83	392
CCSU PD	17	18	21	17	73
Annual Total	3,623	3,814	4,058	4,134	15,629

Case Movement

The majority of cases disposed in Connecticut courts each year are handled in 17 Geographic Area (GA) courts. GA courts typically handle less serious felonies as well as all misdemeanor cases and other low level offenses. The New Britain JD leads the state in the number of infractions.

Cases Added (2024) (All Judicial Districts)

District	Criminal	Motor Vehicle	Crim & MV
Hartford	14,246	5,288	19,534
New Haven	9,837	3,602	13,439
New Britain	5,815	3,495	9,310
New London	5,418	2,935	8,353
Bridgeport	5,633	1,965	7,598
Waterbury	5,099	1,872	6,971
Stamford	3,738	2,556	6,294
Ansonia-Milford	3,886	2,379	6,265
Danbury	2,260	1,293	3,553
Middlesex	2,065	1,075	3,140
Litchfield	1,658	1,271	2,929
Windham	2,014	844	2,858
Tolland	1,431	1,080	2,508
Total	63,100	29,655	92,752

Infractions Added (2024) (All Judicial Districts)

District	Infractions
New Britain	14,692
New Haven	10,099
Tolland	9,529
Stamford	5,975
New London	5,645
Bridgeport	5,091
Waterbury	4,020
Ansonia-Milford	3,811
Danbury	3,688
Litchfield	3,005
Middlesex	2,795
Windham	1,083
Hartford	245
Total	69,678

Criminal and motor vehicle matters are not the only cases handled in the criminal court system. Infractions (which are usually disposed of with payment of a fine) transfer to GA courts if they are not resolved by prosecutors working at the Judicial Branch's Centralized Infraction Bureau. Regional infraction hubs handle the largest share of these cases.

Cases added include all docketed arrests with a "CR" or "MV" designator, requiring a summons or UAR.

Part A Case Flows (New Britain Judicial District)

Year	Pending on				Total Disposed	Pending at end of period	%Δ
	Jan 1st	Added	Plea	Trials			
2022	389	182	165	2	167	388	0%
2023	388	184	209	6	215	351	-10%
2024	351	173	217	3	220	295	-16%

In recent years, the Part A court in the New Britain JD typically disposed between 160 and 220 cases. The number of cases disposed in the Part A court has risen steadily since 2022. In the Part B court, between 9,100 and 9,600 cases have been added each year.

Part B Case Flows (GA15 New Britain)

Year	Pending on				Total Disposed	Pending at end of period	%Δ
	Jan 1st	Added	Plea	Trials			
2022	7,722	9,694	9,615	2	9,615	7,755	0%
2023	7,755	9,136	10,032	6	10,032	7,033	-9%
2024	7,033	9,161	8,042	3	8,042	8,028	14%

Case Movement

Cases Added

Top Ten Case Types

New Britain Judicial District Part A (2024)

Case Type	Cases Added
ROBBERY 1	40
ASSAULT 1	20
SEX ASSAULT 1	20
CHILD PORN 1ST	16
MURDER	7
IL SEXUAL CNTCT	7
HOME INVASION	6
RISK OF INJURY	6
BURGLARY 1	6
SEX ASSAULT 2	5

Top Ten Case Types

All Districts Part A (2024)

Case Type	Cases Added
ASSAULT 1	300
ROBBERY 1	257
SEX ASSAULT 1	208
MURDER	97
HOME INVASION	78
IL SEXUAL CNTCT	74
SEX ASSAULT 2	59
LARCENY 1	56
RISK OF INJURY	55
CHILD PORN 1ST	45

Part A courts handle more serious offenses. The most frequently added cases added to Part A courts (All Judicial Districts and the New Britain JD specifically) are shown to the left. Cases with multiple charges were categorized by the most serious charge, ranked from A Felony to D Misdemeanor.

Top Ten Case Types

New Britain Judicial District GA15 New Britain (2024)

Case Type	Cases Added
FLR INSURE MV	974
UND SUSPENSION	873
FLR TO APPEAR 2	780
ASSAULT 3	697
OP UN INFLUENCE	669
VIO PROTECT ORD	559
INTRFERE/RESIST	530
DISORDERLY CNDT	431
LARCENY 6	351
RISK OF INJURY	311

Top Ten Case Types

All Districts Part B (2024)

Case Type	Cases Added
UND SUSPENSION	7,415
ASSAULT 3	7,063
OP UN INFLUENCE	6,865
FLR TO APPEAR 2	5,755
VIO PROTECT ORD	5,343
DISORDERLY CNDT	4,387
INTRFERE/RESIST	4,307
RISK OF INJURY	3,668
BRCH OF PEACE 2	3,580
EVAD RESP	3,578

Part B courts typically handle cases that are less serious than those in Part A. Categorized using the same methodology as described above, the tables to the left show that most cases in Part B are misdemeanor files.

Case Movement

Criminal Possession of a Firearm

Cases analyzed on this page all include (at least) a charge of 53a-217 or 53a-217c. Other charges may be present on the file. Conviction rates are based on a case level disposition whereby, should one charge levied against the defendant result in a conviction, the case is deemed to be a conviction. The charge of criminal possession of a firearm may or may not be the charge resulting in the conviction on a particular case.

Cases Added with a Charge of Criminal Possession of a Firearm

Office	2021	2022	2023	2024
GA23 New Haven*	113	124	145	153
GA14 Hartford*	132	150	128	112
GA02 Bridgeport*	58	58	48	79
GA04 Waterbury*	41	50	66	59
GA15 New Britain	38	37	60	60
GA12 Manchester	17	17	25	16
GA22 Milford	19	19	15	22
GA10 New London	9	17	21	26
GA11 Windham	11	14	18	23
GA01 Stamford	15	9	28	8
GA21 Norwich	8	8	16	27
Bridgeport Part A	19	15	10	8
GA09 Middletown	9	9	13	20
GA05 Derby	11	6	12	19
Waterbury Part A	11	18	3	3
GA18 Torrington	4	11	10	8
GA07 Meriden	9	6	6	9
GA19 Rockville	8	12	2	7
New London Part A	4	6	6	8
GA03 Danbury		8	3	13
New Haven Part A		4	3	4
Danbury Part A	6	2	2	
Hartford Part A	5	2	3	
Ansonia/Milford Part A	4	4	1	
New Britain Part A	3	4	2	1
Litchfield Part A	4	2		2
Stamford Part A	1	2	4	1
Tolland Part A	1		3	2
Middlesex Part A		1	3	
Windham Part A				2
Statewide	560	616	656	692

Pending Cases January 1st, Cases with a Charge of Criminal Possession of a Firearm

Office	2022	2023	2024	2025
GA23 New Haven	430	447	435	282
GA14 Hartford	491	509	473	275
GA02 Bridgeport	240	230	246	164
GA04 Waterbury	188	220	229	137
GA15 New Britain	117	138	160	121
New Haven Part A	117	139	137	105
Waterbury Part A	167	153	145	95
GA01 Stamford	64	81	92	80
GA12 Manchester	72	75	74	56
Hartford Part A	110	99	78	55
Bridgeport Part A	154	149	110	47
GA22 Milford	56	51	59	46
GA10 New London	38	38	46	42
GA05 Derby	34	38	50	42
GA21 Norwich	27	40	50	38
GA11 Windham	35	36	44	38
GA09 Middletown	39	36	50	38
New London Part A	42	46	49	29
New Britain Part A	43	49	38	25
Stamford Part A	27	30	31	24
GA03 Danbury	10	9	18	20
Ansonia/Milford Part A	40	35	24	19
GA07 Meriden	27	18	16	14
GA18 Torrington	26	32	25	13
Middlesex Part A	15	22	22	12
GA19 Rockville	28	26	18	8
Windham Part A	4	4	7	6
Litchfield Part A	19	17	16	6
Danbury Part A	22	18	15	6
Tolland Part A	5	5	9	5
Total	2,689	2,792	2,767	1,850

Conviction Rate, Cases with a Charge of Criminal Possession of a Firearm

Office	2021	2022	2023	2024
GA15 New Britain	95%	76%	81%	92%
New Britain Part A	100%	100%	91%	75%
Statewide	77%	78%	80%	85%

* Court locations with a firearm-related crime docket pursuant to CGS 51-181f

Case Movement

Pending Cases Trends

Overall, pending case counts have declined over the past five years. The tables below show the January 1st figures for criminal and motor vehicle cases pending in each court around the state. These figures, typically, do not include infractions. The number of pending cases in Part B courts increased for the first time in five years in 2025.

Part A Pending Cases (All Judicial Districts)

Court	2021	2022	2023	2024	2025
Stamford Part A	277	388	424	491	518
Hartford Part A	389	505	541	459	458
New Haven Part A	260	300	376	371	430
Waterbury Part A	486	567	559	511	370
Bridgeport Part A	474	725	712	546	324
New Britain Part A	306	389	388	351	295
Ansonia/Milford Part A	236	373	414	325	290
Windham Part A	137	145	139	169	191
Litchfield Part A	363	335	247	203	185
Danbury Part A	583	540	329	227	179
New London Part A	267	262	235	213	177
Tolland Part A	150	164	126	115	156
Middlesex Part A	106	127	122	120	131
Total	4,034	4,820	4,612	4,101	3,704

Pending cases in the New Britain JD have peaked in 2022 and have been declining ever since then. Please exercise caution when comparing Part A courts, as the rules and mechanisms for elevation of matters from Part B varies among locations and over time within jurisdictions.

Part B Pending Cases (All Judicial Districts)

Court	2021	2022	2023	2024	2025
GA14 Hartford	19,878	17,440	15,686	10,822	11,570
GA01 Stamford	8,249	7,832	8,074	9,210	9,450
GA02 Bridgeport	8,121	8,792	8,617	7,962	7,674
GA15 New Britain	8,058	7,722	7,755	7,033	8,028
GA23 New Haven	9,850	7,700	5,608	5,203	5,655
GA04 Waterbury	8,151	7,679	5,964	5,411	5,450
GA10 New London	6,446	6,378	5,856	4,452	4,300
GA12 Manchester	7,429	5,198	4,184	3,908	4,449
GA07 Meriden	5,503	4,624	3,603	3,428	3,418
GA21 Norwich	3,797	3,338	3,179	2,931	3,422
GA05 Derby	4,194	3,899	3,040	2,601	2,607
GA11 Windham	2,937	3,307	2,768	2,779	3,095
GA09 Middletown	3,258	2,876	2,737	2,562	2,743
GA03 Danbury	3,171	3,096	2,417	2,261	2,891
GA19 Rockville	3,363	2,661	2,355	2,129	2,315
GA18 Torrington	2,831	2,846	2,307	2,098	2,269
GA22 Milford	2,309	1,965	1,856	1,898	2,038
Grand Total	107,545	97,353	86,006	76,688	81,374

Currently, GA 15 sits fourth among all Part B courts in terms of pending cases, having been overtaken by GA 1 (Stamford).

Stamford data includes the operations of GA 20 (Norwalk) which closed during the period of time analyzed in this report.

GA 14 in Hartford includes consolidated operations with GA 13 (Enfield) and the Hartford Community Court.

Case Movement

Pending Cases Trends

As the number of pending cases have declined in the New Britain Part A court since 2023, the mixture of offenses on the docket has changed. The tables below depict the changing landscape of the top ten cases over the past three years. As the number of pending cases in Part A has declined, one effect has been to concentrate the most serious offenses in the Part A.

Top Ten Part A Pending Cases

New Britain Judicial District (January 1st - 2023, 2024, 2025)

Case Type	2023	%	Case Type	2024	%	Case Type	2025	%
SEX ASSAULT 1	59	15%	SEX ASSAULT 1	53	15%	ROBBERY 1	41	14%
ASSAULT 1	53	14%	ASSAULT 1	48	14%	SEX ASSAULT 1	37	13%
ROBBERY 1	28	7%	ROBBERY 1	33	10%	ASSAULT 1	36	12%
HOME INVASION	26	7%	IL SEXUAL CNTCT	23	7%	MURDER	22	7%
IL SEXUAL CNTCT	26	7%	MURDER	23	7%	CHILD PORN 1ST	21	7%
SEX ASSAULT 2	23	6%	SEX ASSAULT 2	19	5%	SEX ASSAULT 2	13	4%
MURDER	21	6%	HOME INVASION	14	4%	IL SEXUAL CNTCT	12	4%
RISK OF INJURY	14	4%	LARCENY 1	12	3%	HOME INVASION	10	3%
BURGLARY 1	9	2%	RISK OF INJURY	12	3%	RISK OF INJURY	10	3%
ARSON 1	8	2%	BURGLARY 1	9	3%	AGG SEX V<13YRS	6	2%

Top Ten Part B Pending Cases

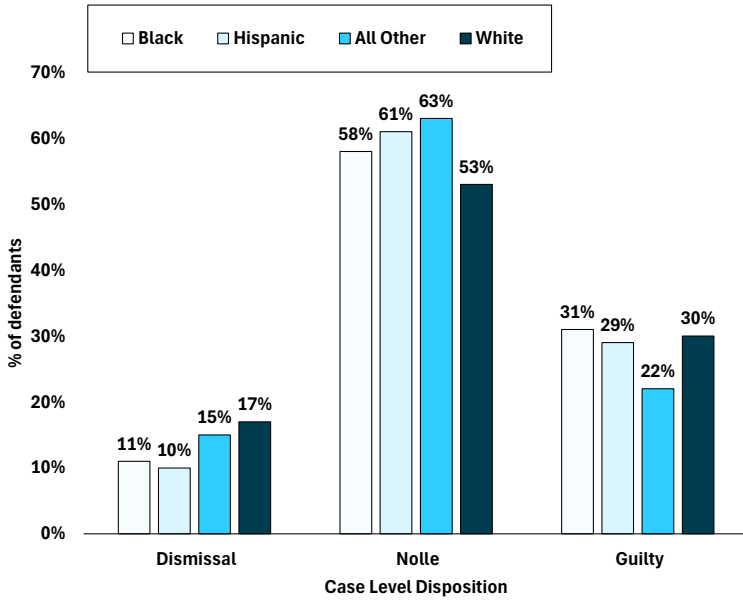
GA15 New Britain (January 1st - 2023, 2024, 2025)

Case Type	2023	%	Case Type	2024	%	Case Type	2025	%
OP UN INFLUENCE	905	11%	OP UN INFLUENCE	721	11%	OP UN INFLUENCE	699	9%
VIO PROTECT ORD	615	8%	ASSAULT 3	510	8%	ASSAULT 3	584	8%
ASSAULT 3	531	7%	VIO PROTECT ORD	483	7%	VIO PROTECT ORD	466	6%
UND SUSPENSION	529	7%	FLR TO APPEAR 2	417	6%	INTRFERE/RESIST	355	5%
FLR TO APPEAR 2	491	6%	INTRFERE/RESIST	310	5%	UND SUSPENSION	355	5%
INTRFERE/RESIST	327	4%	RISK OF INJURY	290	4%	FLR TO APPEAR 2	351	5%
EVAD RESP	288	4%	DISORDERLY CNDT	261	4%	RISK OF INJURY	351	5%
RISK OF INJURY	282	4%	UND SUSPENSION	249	4%	FLR INSURE MV	326	4%
DISORDERLY CNDT	271	3%	EVAD RESP	246	4%	DISORDERLY CNDT	306	4%
FLR INSURE MV	261	3%	FLR INSURE MV	185	3%	EVAD RESP	306	4%

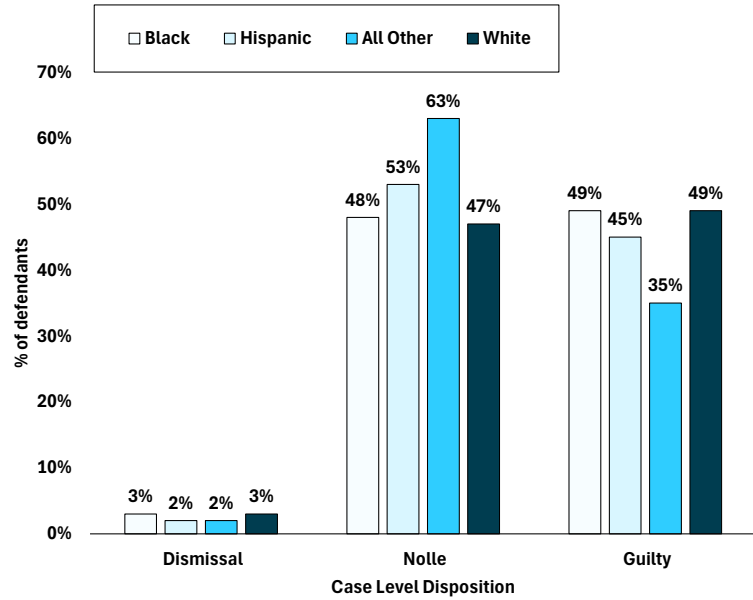
Case Movement

Case Outcomes

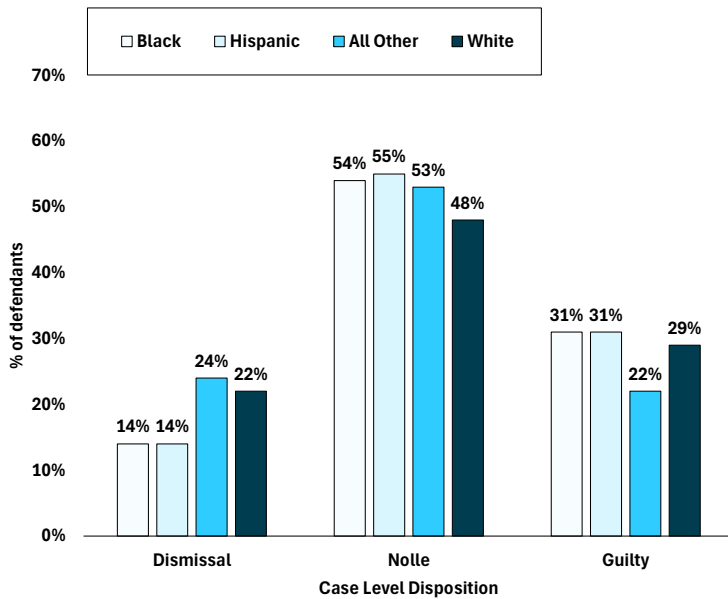
New Britain Judicial District - All Defendants (2023)



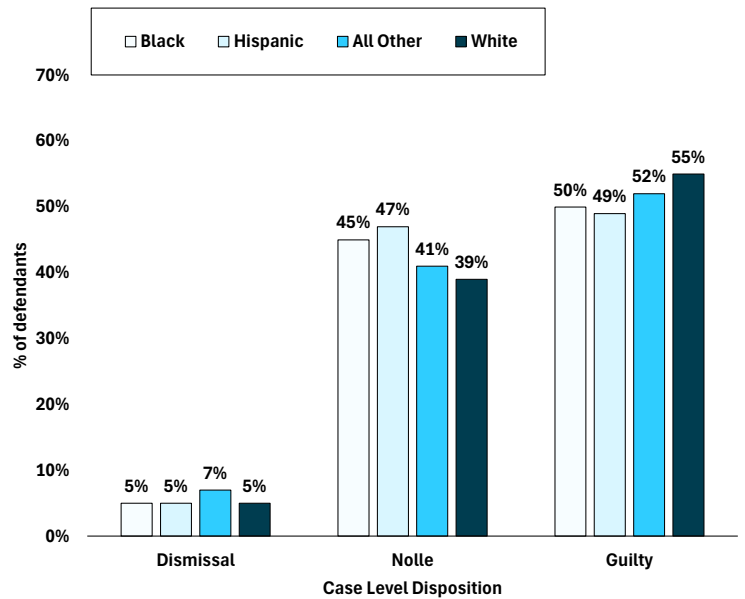
New Britain Judicial District - Felony Criminal History (2023)



All Judicial Districts - All Defendants (2023)



All Judicial Districts - Felony Criminal History (2023)



Trials

The figures shown below represent cases that reach a verdict across the state. For purposes of this data analysis, it is important to note that some cases are submitted to the jury but do not result in a unanimous verdict. Such cases, despite the workload involved, do not get counted in the trial data submitted by the Judicial Branch to the Division. Some cases move through the trial process only to resolve by plea agreement prior to jury deliberations. When cases resolve via plea agreement in this way they are not counted as a trial even though the prosecutor has picked a jury and presented evidence.

Part A Trials to Verdict (All Judicial Districts)

District	2021	2022	2023	2024	Total
Hartford	3	7	22	22	54
Bridgeport	4	6	16	20	44
New Haven	3	8	13	11	35
Waterbury		3	6	8	17
New Britain		5	4	8	17
Danbury	1	3	10	3	17
Stamford		6	2	6	13
Litchfield	1	2	2	4	8
New London	1	3		4	8
Ansonia-Milford			1	5	6
Middlesex		2	1	2	5
Tolland		2			2
Windham	1	1		1	3
Total	14	48	77	94	229

Part B Trials to Verdict (All Judicial Districts)

Court	2021	2022	2023	2024	Total
GA01 Stamford	1	3	4	12	20
GA19 Rockville	2	3	8	6	19
GA14 Hartford		4	7	5	16
GA21 Norwich		4	5	6	15
GA10 New London		4	7	2	13
GA04 Waterbury	3	2	2	6	13
GA02 Bridgeport		5	2	5	12
GA15 New Britain		2	6	3	11
GA07 Meriden	1	1	3	3	8
GA22 Milford			2	4	6
GA03 Danbury	1	1	2	2	6
GA23 New Haven			1	4	5
GA18 Torrington		1		4	5
GA11 Windham			1	1	2
GA09 Middletown				2	2
GA12 Manchester		1			1
GA05 Derby		1			1
Total	8	32	50	65	155

Pending Cases on Part A Trial List, Jan 1st

District	2021	2022	2023	2024	2025
Bridgeport	259	345	329	249	144
Waterbury	236	270	254	192	123
Hartford	189	238	233	178	100
Stamford	131	175	188	200	171
New Britain	126	162	157	117	71
Danbury	104	125	102	60	25
Ansonia-Milford	73	85	99	87	53
New Haven	70	84	79	67	43
New London	72	88	84	69	27
Litchfield	79	80	63	48	27
Windham	65	69	68	55	31
Tolland	41	48	30	19	15
Middlesex	25	35	36	25	17
Total	1,470	1,804	1,722	1,366	847

Court operations, particularly trials, were limited in 2021 and 2022 by the social distancing guidelines enacted in response to the COVID-19 pandemic. These precautions delayed trial preparations and therefore trial hearings well beyond the court closures which initially were lifted in the summer of 2020, but were reinstated periodically over the next year.

Trials

Part A Trials to Verdict (2024) (All Judicial Districts)

District	Murder	Assault	Robbery	Sexual		Total
				Assault	All other	
Hartford	14	1		4	4	22
Bridgeport	9	2		5	4	20
New Haven	4			3	4	11
Waterbury	3			3	2	8
New Britain	1	3		4	2	8
Stamford	2			3	1	6
Ansonia Milford	2			1	2	5
Litchfield				2	2	4
New London	2	1	1			4
Danbury				2	1	3
Middlesex	1				1	2
Windham		1				1
Tolland						
All Part A	38	8	1	27	23	94

Count of individual defendants: assault, robbery, and sexual assault are all in the first degree

Pending Violent Felonies

(New Britain Judicial District)

Year	Cases	% of all Pending
		Part A Cases
2021	107	35%
2022	126	32%
2023	137	35%
2024	130	37%
2025	136	46%

Data as of January 1, each year. Crimes include: murder, robbery 1st, sex assault 1st and assault 1st.

The proportion of the Part A docket in the New Britain Judicial District has increasingly become occupied by serious violent felonies. The increase in the number of these cases is modest, but as the overall total number of Part A cases decreases, the share held by serious felonies increases.

The information presented in this Data Report is operational data compiled from several sources. Therefore, exact totals may not always agree due to counting rule differences. For example, arraignment figures do not include persons held on Violation of Probation or Failure to Appear charges. For more information on this Data Report, please contact the Division of Criminal Justice at (860) 258-5964.