



Connecticut Department of Public Health



Connecticut MPOX Update for 12/30/2022

Data on MPOX (previously called monkeypox) were last updated on 12/29/2022.

Data on this page are not being routinely updated at this time. The data shown are preliminary. For more information about MPOX, see the [DPH MPOX webpage](#).

Cumulative Case Count

144

- Case Data
- Vaccination Data
- Information
- Get the Data

MPOX cases over time

This chart shows the number of MPOX cases reported to CT DPH by week of first positive specimen collection or onset of illness. Cases include confirmed and probable MPOX cases in people who live in Connecticut. For more information about MPOX case definitions see the [national case definition](#).

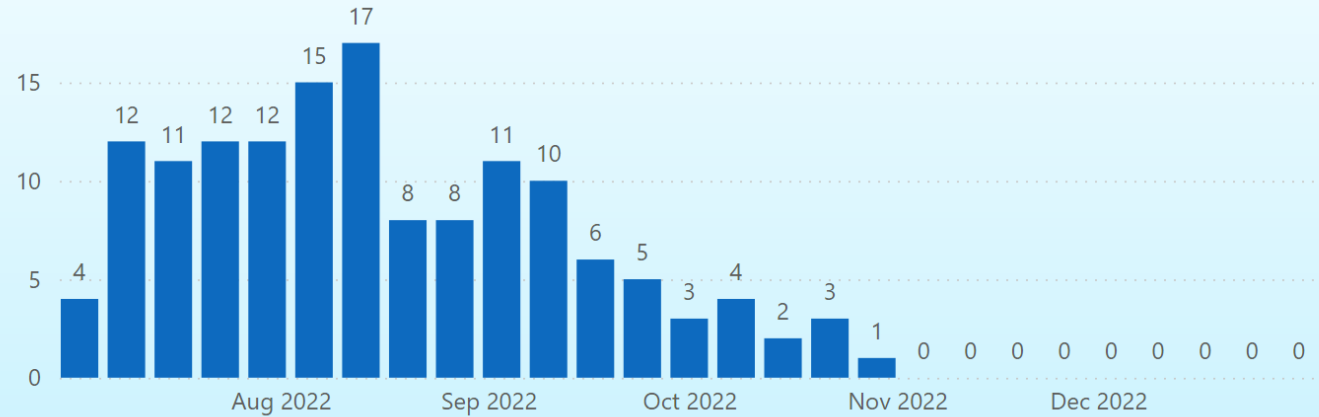
Cumulative MPOX cases by county, age group, reported gender, and race/ethnicity.

These charts show the number of MPOX cases by county of residence, age group, reported gender, race/ethnicity.

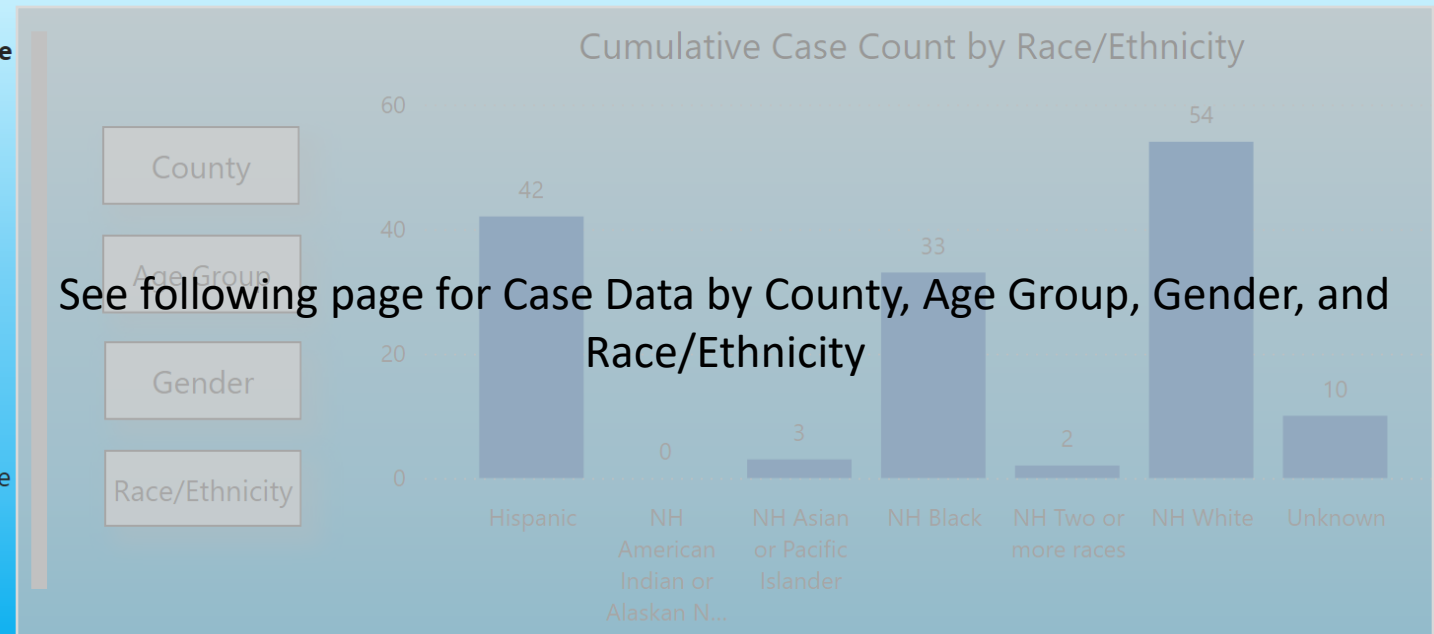
Information on reported gender, race/ethnicity is gathered from individuals during case interviews.

Data on cases by race/ethnicity should be interpreted with caution because of the challenges of classifying race/ethnicity. Please see the Information tab for more information.

Number of MPOX Cases by Week



Cumulative Case Count by Race/Ethnicity



See following page for Case Data by County, Age Group, Gender, and Race/Ethnicity



Connecticut Department of Public Health



Cumulative Case Count

144

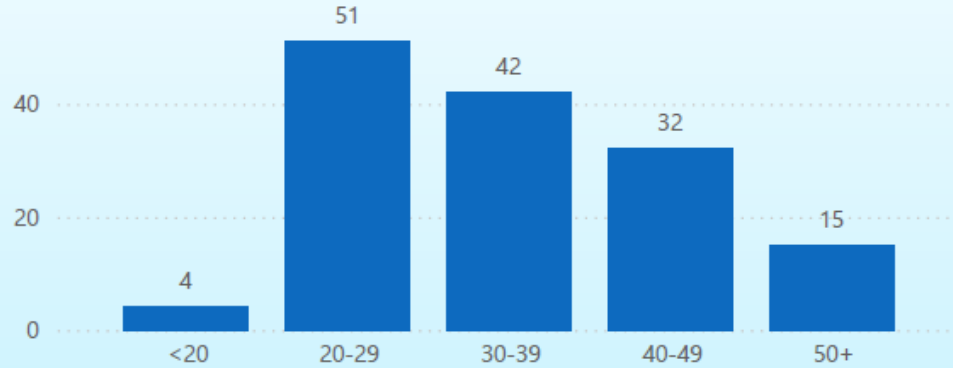
Cumulative MPOX cases by county, age group, reported gender, and race/ethnicity.

These charts show the number of MPOX cases by county of residence, age group, reported gender, race/ethnicity.

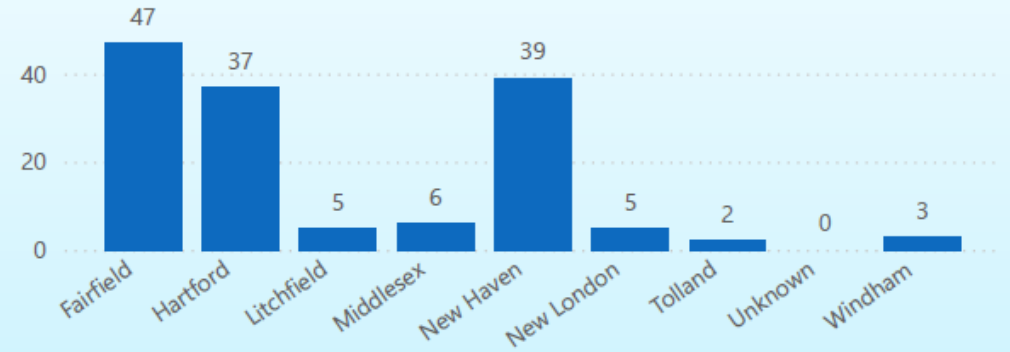
Information on reported gender, race/ethnicity is gathered from individuals during case interviews.

Data on cases by race/ethnicity should be interpreted with caution because of the challenges of classifying race/ethnicity. Please see the Information tab for additional information.

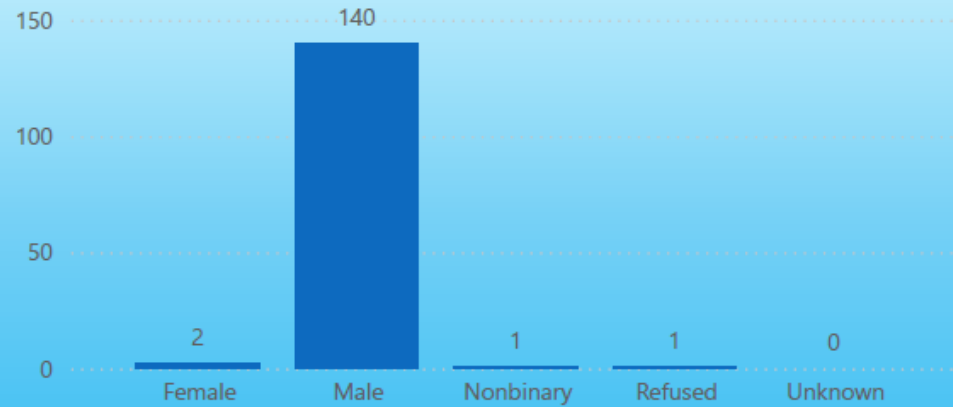
Cumulative Case Count by Age Group



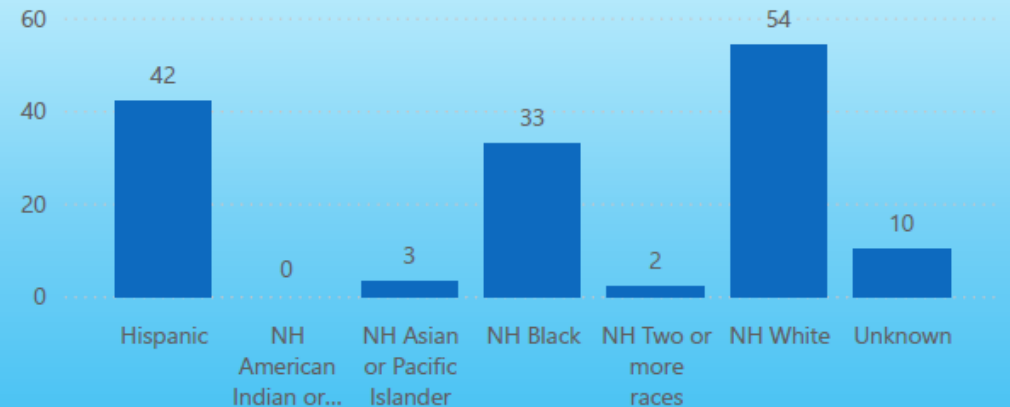
Cumulative Case Count by County of Residence



Cumulative Case Count by Reported Gender



Cumulative Case Count by Race/Ethnicity





Connecticut Department of Public Health



Connecticut MPOX Update for 12/30/2022

Data on MPOX (previously called monkeypox) were last updated on 12/29/2022.

Data on this page are not being routinely updated at this time. The data shown are preliminary. For more information about MPOX, see the [DPH MPOX webpage](#).

Total Number of Vaccinated Connecticut Residents

5,325

- Case Data
- Vaccination Data**
- Information
- Get the Data

Total doses of MPOX vaccine administered by Connecticut Providers by week

This chart shows the number of MPOX vaccine doses administered per week (Sunday to Saturday) by providers located in Connecticut. Weekly totals include only the completed weeks and will not add up to the total number of doses administered to date. More information on vaccine eligibility is available [here](#).

Total Number of MPOX Vaccine Doses Administered by Connecticut Providers

9,273

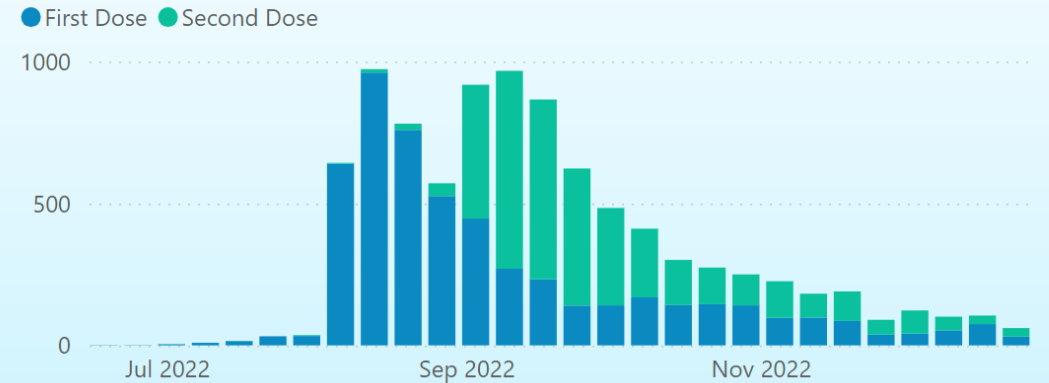
Cumulative number of people who have received at least one dose of MPOX vaccine

These charts show the number of people who have received at least one dose of MPOX vaccine by county of residence, age group, reported gender, race/ethnicity.

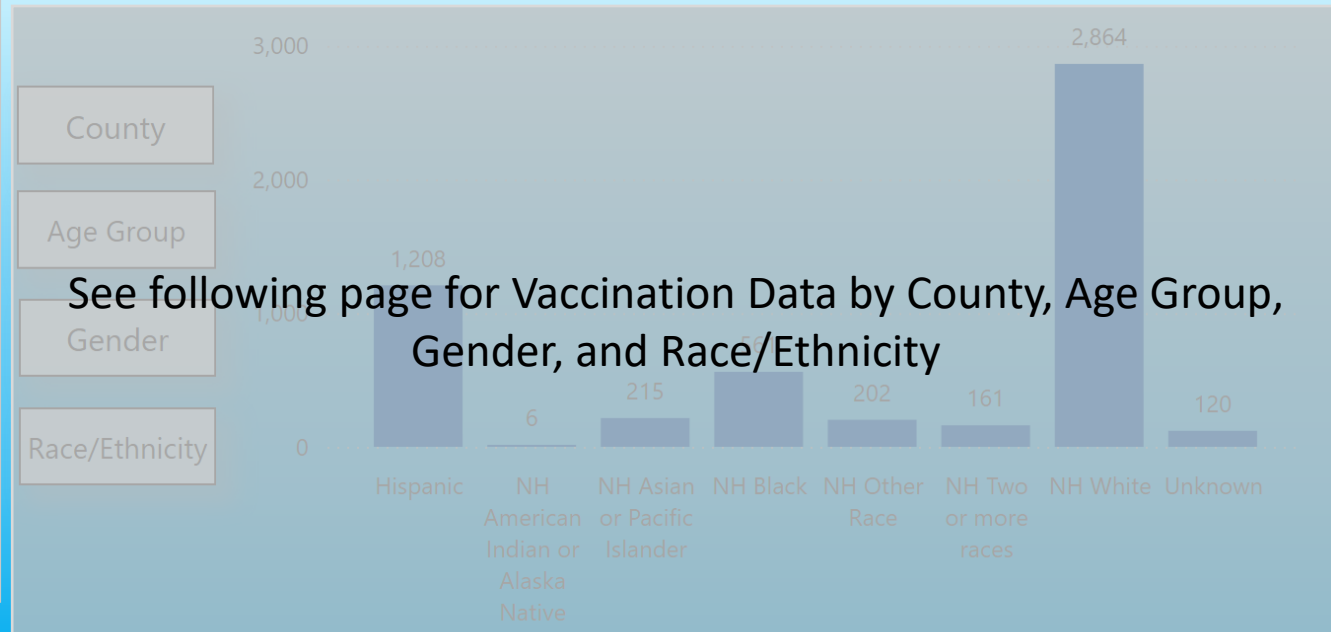
Currently vaccination is prioritized for individuals at the highest risk of exposure to someone with MPOX. Since the size of this population is not known, the number vaccinated is reported without the vaccine coverage percentage.

Data on vaccinations by race/ethnicity should be interpreted with caution because of the challenges of classifying race/ethnicity. Please see the Information tab for additional information

Number of First and Second Dose Vaccinations by Week



Number of People Vaccinated by Race/Ethnicity



See following page for Vaccination Data by County, Age Group, Gender, and Race/Ethnicity



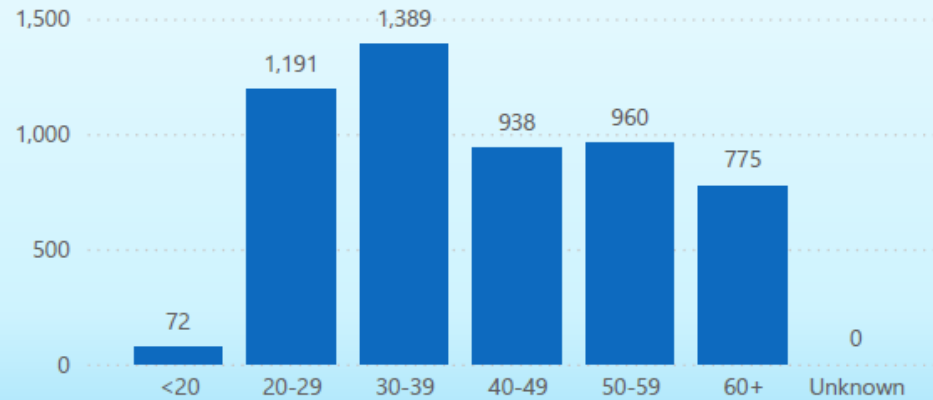
Connecticut Department of Public Health



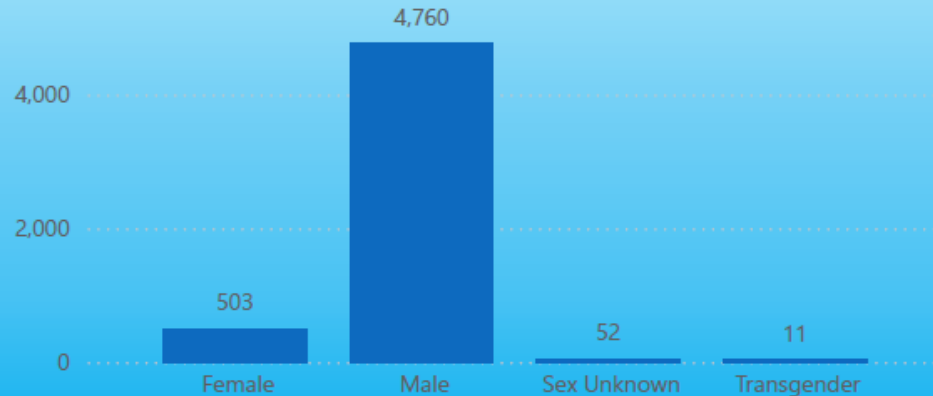
Total Number of Vaccinated Connecticut Residents

5,325

Number of People Vaccinated by Age Group



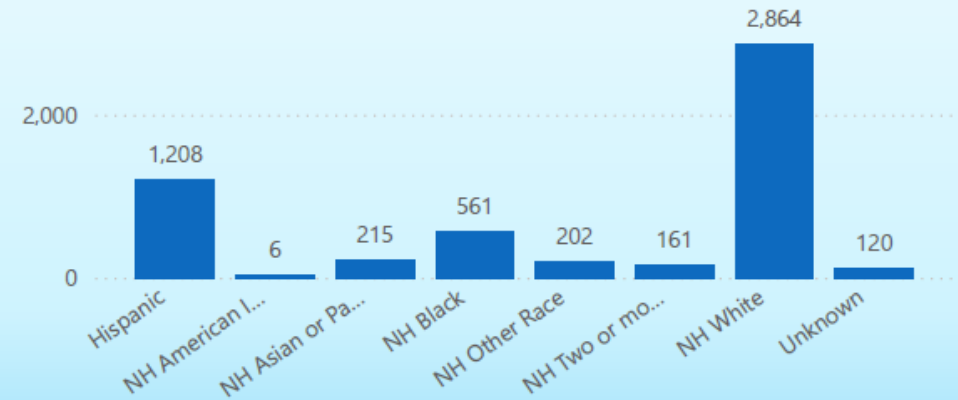
Number of People Vaccinated by Reported Gender



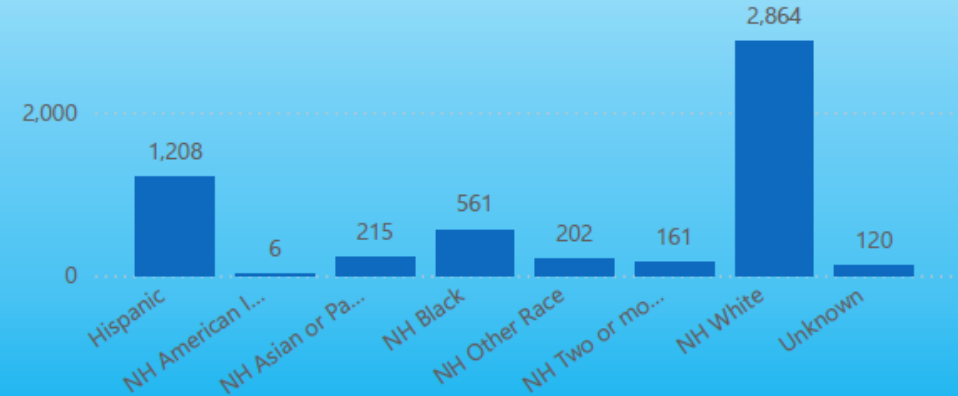
Total Number of MPOX Vaccine Doses Administered by Connecticut Providers

9,273

Number of People Vaccinated by Race/Ethnicity



Number of People Vaccinated by Race/Ethnicity



Cumulative number of people who have received at least one dose of MPOX vaccine

These charts show the number of people who have received at least one dose of MPOX vaccine by county of residence, age group, reported gender, race/ethnicity.

Currently vaccination is prioritized for individuals at the highest risk of exposure to someone with MPOX. Since the size of this population is not known, the number vaccinated is reported without the vaccine coverage percentage.

Data on vaccinations by race/ethnicity should be interpreted with caution because of the challenges of classifying race/ethnicity. Please see the Information tab for additional information.



Connecticut Department of Public Health



Connecticut MPOX Update for 12/30/2022

Data on MPOX (previously called monkeypox) were last updated on 12/29/2022.

Data on this page are not being routinely updated at this time. The data shown are preliminary. For more information about MPOX, see the [DPH MPOX webpage](#).

Data quality and status

CT DPH and its partners go to great lengths to provide accurate, high-quality data. Due to the nature of public health surveillance, there are times when data updates are necessary. These include, but are not limited to, errors contained in the data CT DPH receives, updates to existing data as additional or new information becomes available, and the on-going de-duplication of cases and/or vaccination reports. CT DPH and your Local Health Department or District staff are all working to ensure only the best data and information are available.

Vaccination Data Notes

Race & Ethnicity:

Reported race and ethnicity information is used to create a single race/ethnicity variable. People with more than one race are classified as two or more races. People with Hispanic ethnicity are classified as Hispanic regardless of reported race(s). People with a missing ethnicity are classified as non-Hispanic.

Data Exclusions:

Total doses of vaccine administered – This number excludes vaccines administered by providers outside of Connecticut.

Cumulative number of people who have received at least one dose - These tables exclude residents of other states vaccinated in CT. Connecticut residents vaccinated out of state are included if they were vaccinated in a jurisdiction that has established electronic vaccination data exchange with CT (as of 8/9/2022, this is NYC, RI, NJ, DE, NV, Philadelphia).

Powered by CT DPH ID Informatics & Analytics

Data Sources:

CT EDSS - MPOX Case Data
CT WiZ - MPOX Vaccine Data

Contact Information:

Questions concerning the dashboard and case data should be sent to DPH.Analytics@ct.gov.

Questions concerning vaccination data should be sent to DPH.VaxAnalytics@ct.gov.

Case Data

Vaccination Data

Information

Get the Data