



CONNECTICUT STATE DEPARTMENT OF EDUCATION

Early Indication Tool (EIT) for Teachers

Providing teachers with essential data for incoming students

David Alexandro, Ph.D.

Charles Martie, Ph.D.

Stephanie O'Day, M.A.

September 17, 2020

Agenda

- EdSight Secure Overview and Gaining Access
- EIT for Teachers
- Early Indication Tool (EIT)
- Identifying and Addressing Gaps
- Estimating Smarter Balanced Scores and Growth Targets
- How to Use the EIT for Teachers Report



What is EdSight Secure?

EdSight
Secure

- Secure Online Data Portal
- For Designated LEA Staff
- Access Student-level Data
- View Charts and Tables
 - Filter and Disaggregate
 - Export
- Newest Report:
EIT for Teachers



How do I gain access?



Find your LEA Security Manager at:

http://edsight.ct.gov/SASStoredProcess/guest?_action=form,properties,execute,new_window&_program=/CTDOE/EdSight/Release/Reporting/Public/Reports/StoredProcesses/DMRolesSearchReport





What is the **EIT for Teachers?**

A **report** in *EdSight Secure* that joins **multiple data sources** within the data warehouse in order to provide **historical student-level data** and **EIT support levels** for incoming students. The report also includes **estimated** student scale **scores** for the 2019-20 Smarter Balanced assessments and corresponding **growth targets** for the 2020-21 year.

You can see all available data for students registered to your district or school in Public School Information System (PSIS) Registration in real-time. The system updates daily at 5:00 a.m.



What is the **goal** of the EIT for Teachers?

To **facilitate data sharing with teachers** in order to **decrease the amount of time spent** on formal assessment in accordance with the *Sensible Assessment Practices* guidance.





How can the EIT for Teachers be used?

District data coordinators can use school roster information and the linked *EIT for Teachers Data Lookup Tool* to **generate custom reports** for any of a teacher's rosters of students.

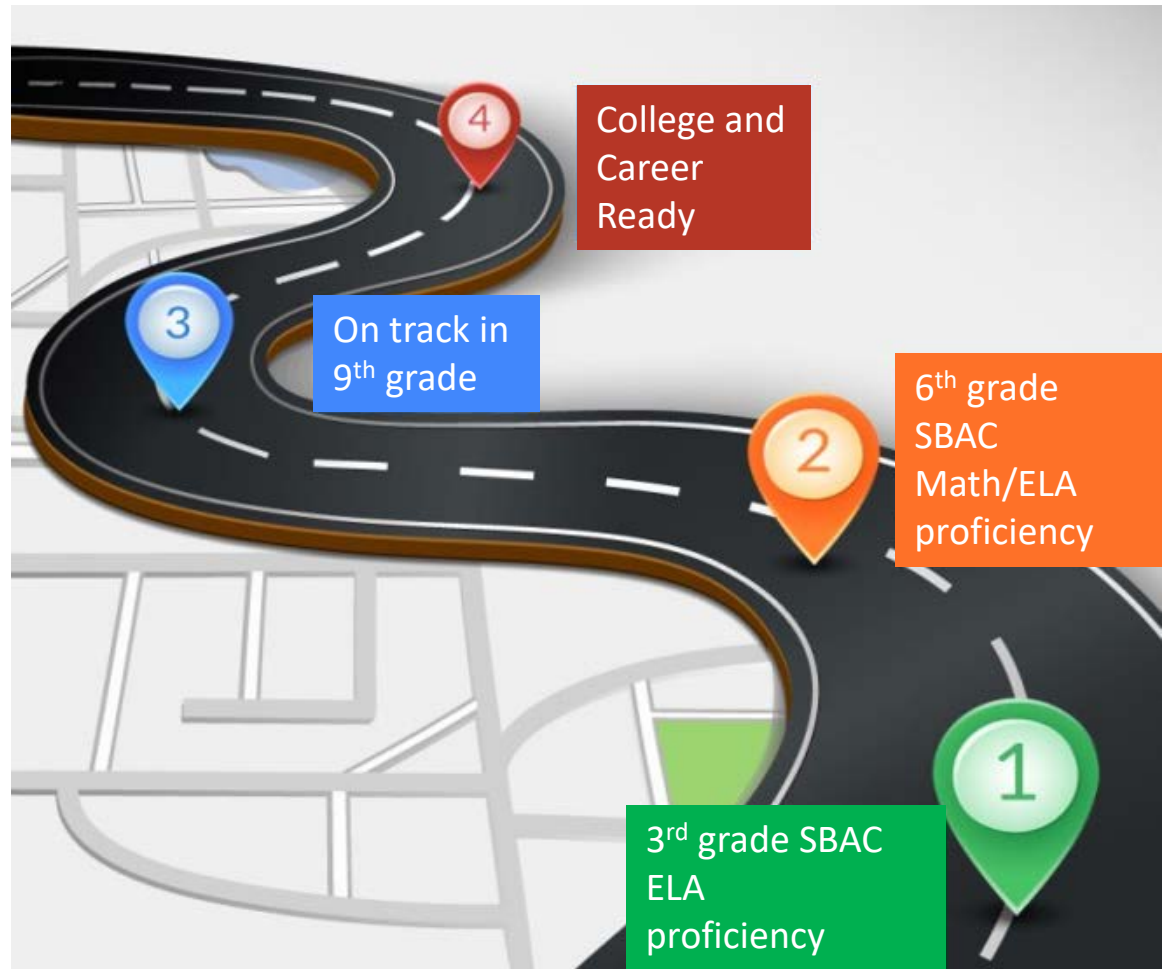
What is the EIT?

A data analytics and visualization tool that uses statistical methods to *systematically* predict and improve student outcomes



MILE MARKER APPROACH

Markers serve as **targets** for students, and as **dependent variables** in the EIT model



Support Levels

LOW

Students with the **highest likelihood** of meeting the academic milestone

Percentage of CT students:

40%

MEDIUM

Students with **moderate-to-low likelihood** of meeting the academic milestone

35%

HIGH

Students with the **lowest likelihood** of meeting the academic milestone

25%



Identifying Gaps

Cancellation of SBAC summative assessments in 2019-20 resulted in gaps in the:

- Evaluation of student learning; and
- Calculation of accountability measures



A photograph of laboratory glassware on the left side of the slide. It includes a round-bottom flask in the foreground, partially filled with a bright blue liquid. Behind it are two test tubes, also containing blue liquid, held in a metal test tube rack. The background is white.

Filling the gap

- **Estimating** the missing SBAC scores
 - Consider a range of **methods**
 - Leverage available **data**
 - Determine **estimate intervals**
- **Reporting** the estimated scores and growth targets

General Approach for Estimating 2020 SBACs

- Develop grade-specific models for ELA and Math
- Train and test predictive models using 2018-19 SBAC score as outcome
- Consider a range of models
- Maximize the number of students for whom we can make estimates
- Consider independent variables beyond SBAC scores
- Consider missing data



Looking beyond SBACs

Independent variables beyond SBAC scores:

- Status fields including special education, free/reduced lunch, English learner
- Student attendance, mobility, discipline, retention, detailed special education data, and Kindergarten Entrance Inventory
- School and district indices from the Next Generation Accountability system



Estimated SBACs and Growth Targets

- *SBAC 2020* ELA and Math estimates and estimate intervals are provided in the EIT for Teachers
 - Informs instruction without having to administer a pre-test to students
- *SBAC 2021* ELA and Math target scores are also provided
 - Connecticut's [Growth Model](#) was used to determine growth targets to add to *SBAC 2020* estimated scores



Student-Level Data in the EIT for Teachers

- Demographics
 - Including status flags for Special Education, English learner, and High Needs
- EIT Support Level
- District and School Enrollment
- Attendance (by grade)
- Assessments (by grade)
 - Kindergarten Inventory, Smarter Balanced
- Mobility (School/District Total Moves)
- Disciplinary Sanctions (Total ISS/OSS)
- Detailed Special Education data
- Estimated 2020 SBACs and 2021 Growth Targets



Logging into *EdSight Secure*

Navigate to the Portal Applications Website:

<https://csde.ct.gov>

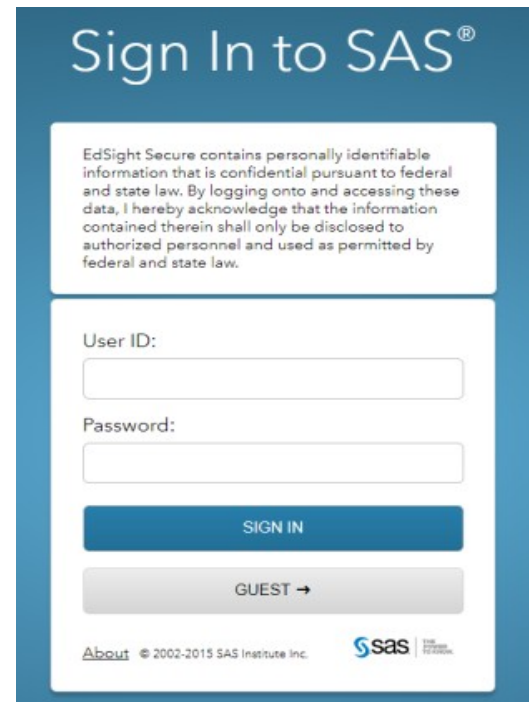


The screenshot shows the NetIQ Access Manager interface. At the top, there is a header with the NetIQ logo and the text "NetIQ Access Manager". Below this, there is a section titled "Authentication" with a sub-section "User Login". The main area contains two input fields: "Username:" and "Password:". A "Login" button is located at the bottom right of the form.

or

Log in Directly to *EdSight Secure*:

<https://secure-edsight.ct.gov>



The screenshot shows the "Sign In to SAS" page. At the top, there is a header with the text "Sign In to SAS". Below this, there is a disclaimer: "EdSight Secure contains personally identifiable information that is confidential pursuant to federal and state law. By logging onto and accessing these data, I hereby acknowledge that the information contained therein shall only be disclosed to authorized personnel and used as permitted by federal and state law." Below the disclaimer, there are two input fields: "User ID:" and "Password:". A blue "SIGN IN" button is located below the password field. A grey "GUEST →" button is located below the "SIGN IN" button. At the bottom, there is a footer with the text "About © 2002-2015 SAS Institute Inc." and the SAS logo.



Welcome to *EdSight Secure!*

Welcome to EdSight Secure!

Dashboard

EdSight INSIGHT INTO EDUCATION
SECURE

Connecticut State Department of Education CSDE

Students Educators Instruction Performance

[Early Indication Tool \(EIT\)](#)
[EIT for Teachers ***NEW***](#)
Provides data from EIT and other resources in one exportable file. Data can be integrated with your existing district data management system or used with the provided [Data Lookup Tool \(Instructions\)](#). Data from this tool can be shared with teachers in order to decrease the amount of time spent on formal assessment upon return to school.
[FAFSA Completion](#)
[Student Summary](#)

[Educators With Active Endorsements](#)

Coming soon!

[CMT/CAPT Science](#)
[Connecticut SAT School Day](#)
[Connecticut SAT School Day - PRINTABLE Student Report \(for current students only\) ***NEW***](#)
[LAS Links Achievement/Mastery](#)
[LAS Links Growth](#)
[Next Generation Science Standards\(NGSS\) Assessment](#)
[Smarter Balanced Achievement](#)
[Smarter Balanced Growth](#)

EdSight Secure contains personally identifiable information that is confidential pursuant to federal and state law. By logging onto and accessing these data, I hereby acknowledge that the information contained therein shall only be disclosed to authorized personnel and used as permitted by federal and state law.

[Need Help? CONTACT US](#) [EdSight Public](#)

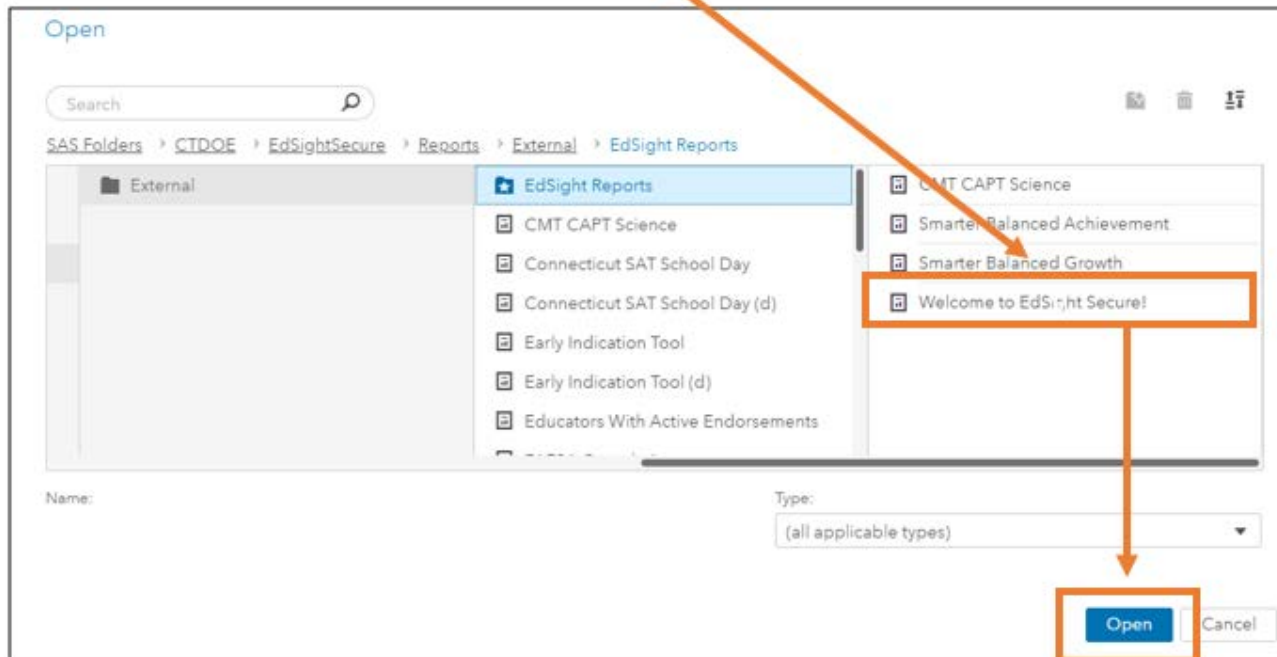
EIT for Teachers



EdSight Secure should default to the Welcome to EdSight report upon login

Browsing for Reports

If the *Welcome to EdSight Secure!* report does not open upon login, follow these steps:

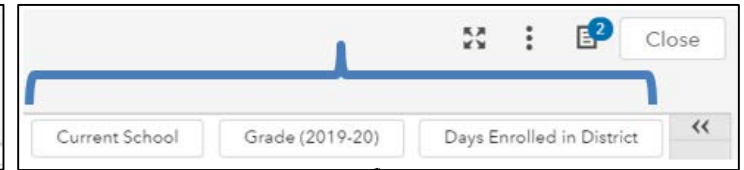


All Variables tab

Report opens to All Variables tab



Use filters if desired



Early Indication Tool (EIT) for Teachers (d)

Selected filters will show here

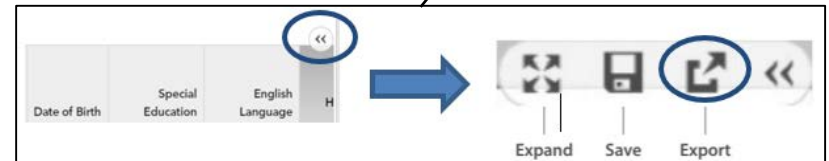
Filter(s):

List Table (can be filtered and exported)

SASID(d)	First Name (d)	Middle Name (d)	Last Name (d)	Current Grade	SupportLevel	Reporting District Code (d)	Reporting District Name (d)	District Entry Date	Days Enrolled	School Code (d)	School Name (d)	Gender	Race/Ethnicity	Date of Birth	Special Education (Flag)	English Language Learner (Flag)	High Needs (Flag)	Alternative Kindergarten
6989049198	First Name	Middle Name	Last Name	04	LOW	0000000	District R	08/29/2016	1,477	0000000	School A	F	Hispanic/Latino of any race	03/07/2011	0	0	1	93.0
2446474664	First Name	Middle Name	Last Name	04	LOW	0000000	District R	09/04/2015	1,837	0000000	School A	M	White	08/11/2011	0	0	0	94.4
1727365572	First Name	Middle Name	Last Name	04	MEDIUM	0000000	District R	04/24/2014	2,335	0000000	School A	M	Hispanic/Latino of any race	02/24/2011	0	0	0	96.7
7895400659	First Name	Middle Name	Last Name	04	MEDIUM	0000000	District R	08/29/2016	1,477	0000000	School A	F	Two or More Races	10/10/2011	0	0	1	97.8
5913136531	First Name	Middle Name	Last Name	04	LOW	0000000	District R	11/05/2014	2,140	0000000	School O	F	White	02/12/2011	0	0	0	98.9
9494804849	First Name	Middle Name	Last Name	04	LOW	0000000	District R	05/25/2016	1,573	0000000	School O	M	White	10/11/2011	0	0	0	100.0
0031726913	First Name	Middle Name	Last Name	04	MEDIUM	0000000	District R	08/28/2017	1,113	0000000	School A	M	White	06/20/2011	0	0	0	

IMPORTANT

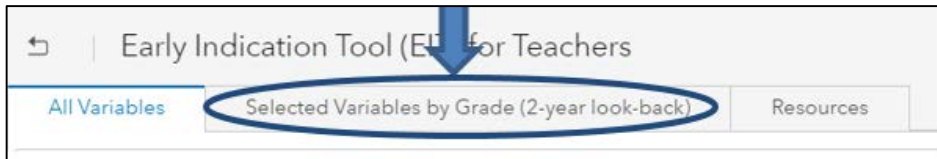
This is the tab you must export from if you wish to use the Batch Data Lookup Tool



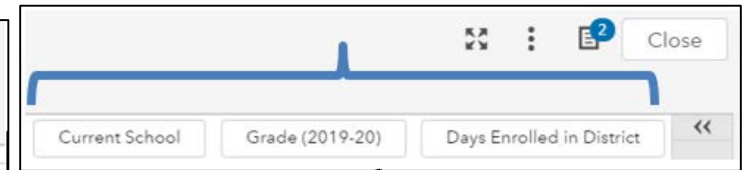
Hover over upper right hand corner of the list table to **export**

Selected Variables by Grade tab

Second tab in report



Use filters if desired



Early Indication Tool (EIT) for Teachers (d)

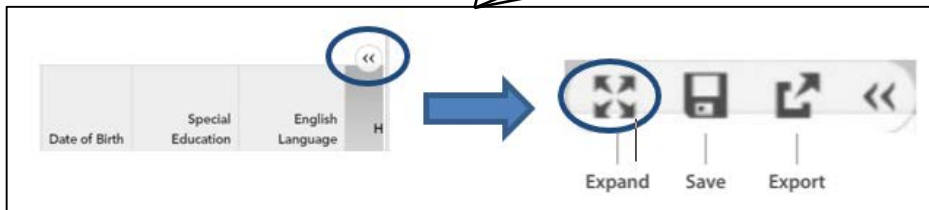
All Variables Selected Variables by Grade (2-year look-back) Resources

District R

Current School Current Grade Days Enrolled in District

Filter(s): Selected filters will show here

Grades PK-3							Grades 4-8							Grades 9-12						
SASID(d)	First Name (d)	Middle Name (d)	Last Name (d) ▲	Current Grade	SupportLevel	Distr Date	SASID(d)	First Name (d)	Middle Name (d)	Last Name (d) ▲	Current Grade	SupportLevel	Distr Date	SASID(d)	First Name (d)	Middle Name (d)	Last Name (d) ▲	Current Grade	SupportLevel	Distr Date
4934644543	First Name	Middle Name	Last Name	03	MEDIUM	08/2								8509986490	First Name	Middle Name	Last Name	12	LOW	08/2
5301591210	First Name	Middle Name	Last Name	03	MEDIUM	08/2								1850745105	First Name	Middle Name	Last Name	12	LOW	10/1
5914991541	First Name	Middle Name	Last Name	03	LOW	08/2								1003724770	First Name	Middle Name	Last Name	12	LOW	11/2
9152483525	First Name	Middle Name	Last Name	03	MEDIUM	08/2	9076926667	First Name	Middle Name	Last Name	06	LOW	08/2	1141206614	First Name	Middle Name	Last Name	12	LOW	08/2
1786132868	First Name	Middle Name	Last Name	02		08/0								0411751411	First Name	Middle Name	Last Name	12	MEDIUM	11/1
0388696288	First Name	Middle Name	Last Name	02	HIGH	09/0								8425181852	First Name	Middle Name	Last Name	12	LOW	08/2
8304542340	First Name	Middle Name	Last Name	02	LOW	09/0	4089211338	First Name	Middle Name	Last Name	04	LOW	08/2	3022570922	First Name	Middle Name	Last Name	12	LOW	08/2



Hover over upper right hand corner of the list table to **expand** (maximize)

Resources tab

Early Indication Tool (EIT) for Teachers (d)

All Variables | Selected Variables by Grade (2-year look-back) | **Resources**

District R

How-To Documents

EIT for Teachers

- [How to Use the Early Indication Tool \(EIT\) for Teachers Report](#)
- [EIT for Teachers FAQ](#)
- [EIT for Teachers Glossary and Data Definitions](#)
- [EIT for Teachers Smarter Balanced Estimate Methods and Rationale](#)

EIT (full report)

- [How To Use the EIT Report](#)
- [Early Indication Tool FAQ](#)
- [EIT Technical Report: Rationale, Methods and Results](#)
- [EIT Glossary and Data Definitions](#)

EdSight Secure Reports (general)

- [Edsight Secure Reports: Understanding and Creating Charts](#)
- [EdSight Secure FAQ](#)

Resources

- [***EIT for Teachers - Batch Data Lookup Tool \(excel\)***](#)
- [COVID-19 Resources for Educators](#)

Batch Data Lookup Tool

Step by Step How to documents, FAQs, Definitions and Methods documents

Using the Batch Data Lookup Tool

Q	R	S	T	U	V	W
Special Education (Flag)	English Language Learner (Flag)	High Needs (Flag)	Attendance Kindergarten	Attendance Grade 1	Attendance Grade 2	Attendance Grade 3
0	0	0		92.8	89.5	93.4
0	0	0			96.1	97.3
0	0	1				
0	0	0		93.9	98.9	95.0
0	0	0		93.9	96.1	98.3
0	0	1		87.8	89.0	99.4
0	0	0		96.7	95.0	98.3
0	0	0		100.0	99.4	99.2
0	0	1			97.1	98.3
0	0	1	91.2	96.7	98.3	98.3

Export Data (All Variables tab)

→ Integrate with district system or Use *Batch Data Lookup Tool*

→ Share with Teachers



THANK YOU!

david.alexandro@ct.gov

860-713-6881

charles.martie@ct.gov

860-713-6809

stephanie.o'day@ct.gov

860-713-6803

