




**OFFICE OF THE MAYOR
CITY OF WEST HAVEN**



FISCAL YEAR 2018- 2019 RECOMMENDED OPERATING BUDGET

March 15, 2018

Ronald M. Quagliani, Chairman, City Council
Members of the City Council
Citizens of the City of West Haven

In accordance with the City Charter, I am here to present my recommended budget for fiscal year 2019, which commences on July 1, 2018 and ends on June 30, 2019.

The budget process this year was very difficult. The City is dealing with a deficit for fiscal year 2017, a revenue shortfall in the current year of approximately \$8 million, a grand list that is stagnant, a bond rating just above junk status, and a serious spending problem. My promise to the citizens of West Haven was to make fiscal responsibility and accountability the first priority; the budget presented to you this evening begins that process reflecting that commitment. The proposed budget includes painful cuts, but does properly fund the healthcare line item as well as other post-employment benefits (OPEB).

This budget makes cuts to programs and requires sacrifice from many—but it does protect the taxpayers by not requiring higher taxes for city services or education.

The budget process began several months ago with each department being asked to submit a zero increase budget, along with one which included a 10% budget reduction. The budget process was challenging, and required difficult decisions, but the end result is an honest and balanced budget proposal for fiscal year 2019. The recommended budget will cut spending on the city side by \$311,042 and increase Board of Education spending by \$396,265.

This budget does not raise taxes to fund city operations or education.

This budget maintains a rate of 37 mills on the city side for motor vehicles, and allows the fire districts to claim 8 mills, bringing the total to 45 mills which is the state allowed cap for motor vehicle taxes. City of West Haven Fire Department, Allintown will have a .41 mill increase.

The budget that is before you contains conservative revenue estimates and includes \$9 million from the Municipal Accountability Review Board. This temporary state funding will allow us to retire the deficit from fiscal year 2017 and fill the revenue gap created in last year's approved budget.

My recommended budget eliminates 12 positions and reduces the hours of several other positions across city departments for a savings in wages and benefits of over **\$ 1,000,000**.

There are no newly created positions, or any promotions requested in this spending package.

With government reorganization, economic development, and budget reform, West Haven will reduce its reliance on state funding.

Obviously, I am not happy to stand in front of you tonight and deliver such a difficult budget, but the changes are badly needed and long overdue. My recommended budget will stabilize the city's finances and create the foundation for fiscal responsibility.

One of the most difficult budget cuts will eliminate the adult day care program, which has run a deficit for several years. I understand that this cut will cause significant disruption to the clients who participate in the program. Please know that my office will work to find placements in similar programs in the area for these individuals.

My top priorities in fiscal year 2019 will include moving our stalled economic development projects forward. Business leaders need to know that West Haven is serious about creating a culture of fiscal responsibility and partnership with the commercial sector. Our grand list will grow only if we are business friendly and attractive to development.

In the coming months, my team and I will continue to focus on identifying and implementing efficiencies. This includes combining services and sharing equipment with the Board of Education and exploring regionalization opportunities with neighboring communities.

In conclusion, I would like to thank the Board of Finance for their time and contributions. The finance director, department of finance, and the city's department heads deserve thanks for compiling the information and data that were necessary to put this document together.

I look forward to working with the Municipal Accountability Review Board and the City Council to pass a responsible and balanced budget that will allow the city to maintain critical services while strengthening West Haven's future financial outlook.

Respectfully Submitted,

A handwritten signature in blue ink that reads "Nancy R. Rossi". The signature is written in a cursive style with a period at the end.

Nancy R. Rossi
Mayor

RECOMMENDED BUDGET FY19

SUMMARY

General Fund Revenues	1
Net Taxable Grand List	7
Summary of General Fund Expenditures	9
Allocation of Current Tax Collection	14
Unreserved General Fund Balance	15
Budget Breakdown City / Board of Education	16
City Staffing Levels	17
Value of Building Permits	20
Budget Summary and Mill Rate Calculation	21
City Mill Rate History	22
Sewer Use Fee Calculation	23

EXPENDITURE DETAIL

GENERAL GOVERNMENT

City Council	25
Mayor's Office	27
Corporation Counsel	29
Personnel	31
Telephone Administration	34
City Clerk	35
Registrar Of Voters	37
Probate Court	40

PLANNING & DEVELOPMENT

Plan. Devel. Admin.	41
Administration	42
Grants Administration	42
Building Department	42

FINANCE

Treasurer	44
Comptroller	45
Purchasing / Risk Management	47
Information Technology /Data Processing	49
Central Services	51
Tax Assessment	53
Board Of Assessment Appeals	54
Tax Collector	55

PUBLIC SAFETY

Emergency Reporting System	57
Police Department	59
Animal Control	63
Emergency Management	66

RECOMMENDED BUDGET FY19

PUBLIC WORKS	
Administration	67
Engineering	69
Vehicle Maintenance	71
Compost Site – Solid Waste	73
Grounds & Building Maintenance	75
Highway & Park Maintenance	77
HUMAN RESOURCES	
Human Resources	81
Elderly Services	83
Recreation Services	85
Health	89
LIBRARY	92
OPERATING CHARGES	
City Insurance	93
Employee Benefits	94
Debt Service	94
C-Med Program	94
CONTINGENCY EXPENSES	96
BOARD OF EDUCATION	98
SPECIAL REVENUE FUND BUDGETS	
Edward Bennett Ice Rink	107
Sewer Use Operating Fund	109
Fitzgerald Sports Complex	111
Food Services	112
Savin Rock Conference Center	113
Adult Day Care Center Fund	114
CAPITAL & NON-RECURRING FUND	115
CITY WEST HAVEN FIRE DEPT. ALLINGTOWN	117
CAPITAL BUDGET	121

THIS PAGE IS INTENTIONALLY LEFT BLANK

CITY OF WEST HAVEN

ANNUAL BUDGET

FY 19



CITY OF WEST HAVEN

BUDGET ASSUMPTIONS

Board of Education 0.4% Increase in Fiscal Year 2019

City Departments 0.4% Decrease in Fiscal Year 2019

\$9.0M of Restructuring Funds Requested

Tax Collection Rate Lowered from 98.6% to 98.4%

Reserve of Elderly Tax Credit \$400,000 eliminated

CITY OF WEST HAVEN

SUMMARY OF GENERAL FUND REVENUES

FY 19



SUMMARY OF GENERAL FUND REVENUES

		<u>FY15</u>	<u>FY16</u>	<u>FY17</u>	<u>FY18</u>	<u>FY19</u>	<u>% Change</u>
		<u>ACTUAL</u>	<u>ACTUAL</u>	<u>ACTUAL</u>	<u>OPERATING</u>	<u>MAYOR</u>	<u>FY19 vs FY18</u>
<u>DESCRIPTION</u>		<u>REVENUE</u>	<u>REVENUE</u>	<u>REVENUE</u>	<u>BUDGET</u>	<u>RECOMM.</u>	
<u>CURRENT PROPERTY TAX LEVY</u>							
<u>10124041-41100</u>	<u>current property tax levy - MV</u>	\$ 7,524,186	\$ 8,178,243	\$ 8,513,187	\$ 9,578,373	\$ 9,645,250	0.7%
<u>10124041-41100</u>	<u>current property tax levy - R/E, PP</u>	\$ 78,970,268	\$ 79,542,797	\$ 82,830,025	\$ 82,384,861	\$ 82,464,145	0.1%
	<u>Subtotal</u>	\$ 86,494,454	\$ 87,721,040	\$ 91,343,212	\$ 91,963,234	\$ 92,109,395	0.2%
<u>NON CURRENT TAXES</u>							
<u>10124041-41101</u>	<u>motor vehicle supp. pa 76-338</u>	\$ 1,056,577	\$ 1,151,970	\$ 1,382,683	\$ 947,915	\$ 1,200,000	26.6%
<u>10124041-41200</u>	<u>prior years tax lien levy</u>	\$ 546,602	\$ 493,171	\$ 429,043	\$ 400,000	\$ 400,000	0.0%
<u>10124041-41210</u>	<u>prior years tax lien sale</u>	\$ -	\$ -	\$ -	\$ -	\$ -	N/A
<u>10124041-41300</u>	<u>suspense tax</u>	\$ 107,656	\$ 183,261	\$ 87,525	\$ 100,000	\$ 100,000	0.0%
<u>10124041-41660</u>	<u>non-cur.per.prop. taxes</u>						
	<u>Subtotal</u>	\$ 1,710,835	\$ 1,828,402	\$ 1,899,252	\$ 1,447,915	\$ 1,700,000	17.4%
<u>INTEREST & LIEN FEES</u>							
<u>10124041-41610</u>	<u>current property tax interest</u>	\$ 570,239	\$ 453,245	\$ 438,921	\$ 575,000	\$ 440,000	-23.5%
<u>10124041-41620</u>	<u>prior years tax interest levy</u>	\$ 225,177	\$ 273,603	\$ 197,278	\$ 270,000	\$ 200,000	-25.9%
<u>10124041-41630</u>	<u>suspense interest tax</u>	\$ 194,754	\$ 179,051	\$ 97,275	\$ 150,000	\$ 100,000	-33.3%
	<u>Subtotal</u>	\$ 990,170	\$ 905,900	\$ 733,474	\$ 995,000	\$ 740,000	-25.6%
<u>LICENSES & PERMITS</u>							
<u>10112542-42150</u>	<u>animal licenses</u>	\$ 14,159	\$ 13,451	\$ 15,613	\$ 13,000	\$ 13,000	0.0%
<u>10112542-42160</u>	<u>marriage licenses</u>	\$ 8,185	\$ 3,550	\$ 4,114	\$ 3,000	\$ 3,000	0.0%
<u>10112542-42170</u>	<u>sporting licenses</u>	\$ 318	\$ 182	\$ 281	\$ 200	\$ 200	0.0%
<u>10119042-42210</u>	<u>building permits</u>	\$ 1,014,853	\$ 946,399	\$ 759,930	\$ 1,025,000	\$ 1,025,000	0.0%
<u>10119042-42220</u>	<u>electrical permits</u>	\$ 225,951	\$ 99,198	\$ 134,882	\$ 150,000	\$ 150,000	0.0%
<u>10119042-42230</u>	<u>excavation permits</u>	\$ 5,855	\$ 9,475	\$ 5,400	\$ 7,000	\$ 7,000	0.0%
<u>10119042-42240</u>	<u>plumbing & heating permits</u>	\$ 262,559	\$ 166,951	\$ 172,270	\$ 215,000	\$ 200,000	-7.0%
<u>10119042-42250</u>	<u>zoning permits</u>	\$ 106,665	\$ 95,116	\$ 108,622	\$ 87,000	\$ 87,000	0.0%
<u>10131042-42110</u>	<u>alcoholic beverage licenses</u>	\$ 134	\$ 148	\$ 152	\$ 150	\$ 150	0.0%
<u>10131042-42130</u>	<u>police license & protect. permits</u>	\$ 15,793	\$ 13,731	\$ 25,328	\$ 20,000	\$ 20,000	0.0%
<u>10132042-42910</u>	<u>city clerk fees collected</u>	\$ 6,815	\$ 6,602	\$ 6,426	\$ 7,100	\$ 7,100	0.0%

SUMMARY OF GENERAL FUND REVENUES

		<u>FY15</u>	<u>FY16</u>	<u>FY17</u>	<u>FY18</u>	<u>FY19</u>	<u>% Change</u>
		<u>ACTUAL</u>	<u>ACTUAL</u>	<u>ACTUAL</u>	<u>OPERATING</u>	<u>MAYOR</u>	<u>FY19 vs FY18</u>
<u>DESCRIPTION</u>		<u>REVENUE</u>	<u>REVENUE</u>	<u>REVENUE</u>	<u>BUDGET</u>	<u>RECOMM.</u>	
<u>10132042-42920</u>	<u>dog pound releases</u>	\$ 3,796	\$ 2,212	\$ 888	\$ 4,000	\$ 2,000	-50.0%
<u>10153042-42120</u>	<u>health licenses & rest. permits</u>	\$ 85,500	\$ 81,787	\$ 80,765	\$ 80,000	\$ 80,000	0.0%
	<u>Subtotal</u>	\$ 1,750,581	\$ 1,438,802	\$ 1,314,671	\$ 1,611,450	\$ 1,594,450	-1.1%
<u>FINES, FORFEITS & PENALTIES</u>							
<u>10131043-43100</u>	<u>parking tags</u>	\$ 40,554	\$ 65,747	\$ 201,786	\$ 84,426	\$ 125,000	48.1%
<u>10124043-43200</u>	<u>tax fines penalties</u>	\$ 97,856	\$ 23,395	\$ 6,857	\$ 25,000	\$ 25,000	0.0%
	<u>Subtotal</u>	\$ 138,410	\$ 89,142	\$ 208,643	\$ 109,426	\$ 150,000	37.1%
<u>USE OF MONEY/PROPERTY</u>							
<u>10120044-44100</u>	<u>from invest. general fund</u>	\$ 5,244	\$ 3,946	\$ 7,199	\$ 5,000	\$ 5,000	0.0%
<u>10120044-44200</u>	<u>rents, concessions & royalties</u>	\$ 10		\$ 35			N/A
<u>10120044-44210</u>	<u>rents from city facilities</u>	\$ 20,250	\$ 21,750	\$ 16,150	\$ 25,000	\$ 25,000	0.0%
	<u>Subtotal</u>	\$ 25,504	\$ 25,697	\$ 23,384	\$ 30,000	\$ 30,000	0.0%
<u>FROM OTHER AGENCIES</u>							
<u>10119045-45130</u>	<u>fema</u>	\$ 241,416	\$ 26,691	\$ -	\$ -	\$ -	N/A
<u>10119045-New Acct</u>	<u>MARB- New</u>	\$ -	\$ -	\$ -	\$ -	\$ 9,000,000	N/A
<u>10120045-45211</u>	<u>educational cost sharing (ECS)</u>	\$ 45,135,396	\$ 45,972,103	\$ 45,096,042	\$ 41,558,928	\$ 46,139,305	11.0%
<u>10120045-45212</u>	<u>transport. grants public & private</u>	\$ 659,085	\$ 595,631	\$ -	\$ -	\$ -	N/A
<u>10120045-45213</u>	<u>special aid handicapped</u>	\$ 1,909,553	\$ -	\$ -	\$ -	\$ -	N/A
<u>10120045-45214</u>	<u>Special Education Grant</u>	\$ -	\$ -	\$ -	\$ 8,458,199	\$ -	-100.0%
<u>10120045-45215</u>	<u>school build. construction</u>	\$ -	\$ 517,121	\$ 475,000	\$ -	\$ -	N/A
<u>10120045-45219</u>	<u>health/welfare parochial school</u>	\$ 40,523	\$ 63,986	\$ 62,337	\$ 60,000	\$ 60,000	0.0%
<u>10120045-45231</u>	<u>pilot -state, colleges & hosp.</u>	\$ 5,476,449	\$ 5,199,073	\$ 5,008,541	\$ 5,461,372	\$ 5,008,541	-8.3%
<u>10120045-45233</u>	<u>prop tax relief manuf.</u>	\$ 138,739	\$ 147,516	\$ 147,516	\$ -	\$ 147,516	N/A
<u>10120045-45234</u>	<u>elderly/disability property tax relief</u>	\$ 461,213	\$ 402,538	\$ 378,897	\$ 400,000	\$ -	-100.0%
<u>10120045-45235</u>	<u>mashantuc. pequot st.prop.</u>	\$ 981,721	\$ 1,013,719	\$ 969,932	\$ 951,618	\$ 807,097	-15.2%
<u>10120045-45236</u>	<u>prop.tax relief-total disability</u>	\$ 6,317	\$ 5,977	\$ -	\$ 5,977	\$ 5,370	-10.2%
<u>10120045-45237</u>	<u>pilot -state, owned prop.</u>				\$ 63,554	\$ -	-100.0%
<u>10120045-45238</u>	<u>prop.tax relief veterans reimburse.</u>	\$ 103,274	\$ 101,753	\$ 118,373	\$ 101,000	\$ 118,373	17.2%

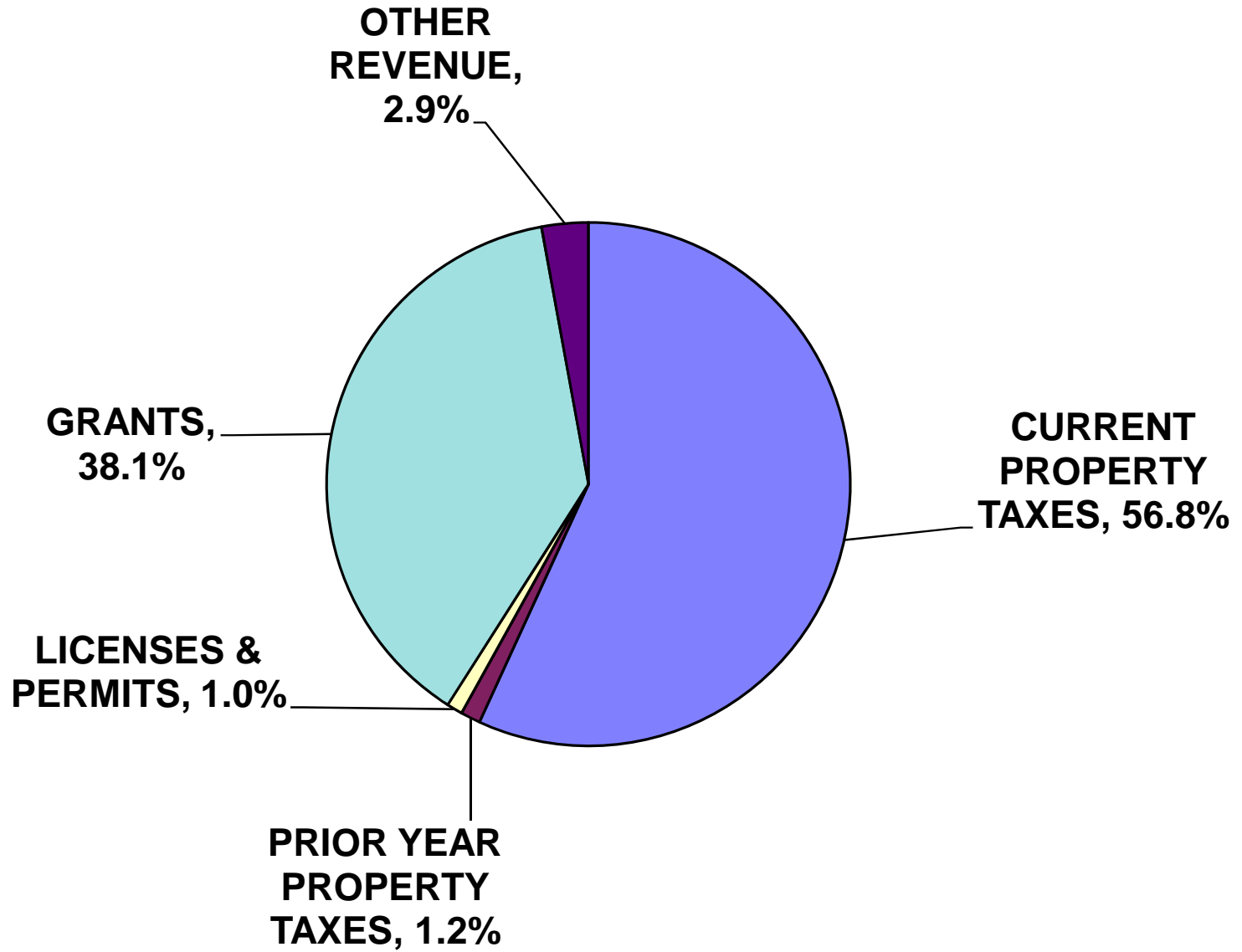
SUMMARY OF GENERAL FUND REVENUES

		<u>FY15</u>	<u>FY16</u>	<u>FY17</u>	<u>FY18</u>	<u>FY19</u>	<u>% Change</u>
		<u>ACTUAL</u>	<u>ACTUAL</u>	<u>ACTUAL</u>	<u>OPERATING</u>	<u>MAYOR</u>	<u>FY19 vs FY18</u>
<u>DESCRIPTION</u>		<u>REVENUE</u>	<u>REVENUE</u>	<u>REVENUE</u>	<u>BUDGET</u>	<u>RECOMM.</u>	
<u>10120045-45243</u>	<u>boat grant pilot-vessels</u>						<u>N/A</u>
<u>10120045-45246</u>	<u>prop.tax relief hotel tax</u>						<u>N/A</u>
<u>10120045-45248</u>	<u>town road aid</u>	\$ 621,676	\$ 617,903	\$ 616,673	\$ 616,673	\$ 617,602	<u>0.2%</u>
<u>10120045-45271</u>	<u>state task force reimb.- police</u>	\$ 40,511	\$ 1,500	\$ -	\$ -	\$ -	<u>N/A</u>
<u>10120045-45290</u>	<u>state miscellaneous grants</u>	\$ 147,061	\$ 122,967	\$ 122,295	\$ 122,000	\$ 122,000	<u>0.0%</u>
<u>10120045-45247</u>	<u>mrsa select pilot</u>			\$ 324,832	\$ 339,563	\$ -	<u>-100.0%</u>
<u>10120045-45240</u>	<u>mrsa sales tax sharing</u>			\$ 1,121,850	\$ 1,614,877	\$ -	<u>-100.0%</u>
<u>10120045-45249</u>	<u>mrsa motor vehicle</u>				\$ 2,255,190	\$ -	<u>-100.0%</u>
<u>10120045-45869</u>	<u>locip reve</u>						<u>N/A</u>
	<u>Subtotal</u>	\$ 55,962,934	\$ 54,788,477	\$ 54,442,288	\$ 62,008,951	\$ 62,025,804	
<u>CHARGES - CURRENT SERVICES</u>							
<u>10112546-46940</u>	<u>record legal instruments fee</u>	\$ 512,148	\$ 628,310	\$ 596,977	\$ 625,000	\$ 625,000	<u>0.0%</u>
<u>10131046-46710</u>	<u>police charges- pub.safety</u>	\$ 9,120	\$ 10,751	\$ 22,185	\$ 10,000	\$ 15,000	<u>50.0%</u>
<u>10120046-46920</u>	<u>sundry other misc.</u>	\$ 42	\$ 231	\$ 34	\$ 150	\$ 150	<u>0.0%</u>
<u>10120046-46950</u>	<u>misc. public works/sewer-orange</u>	\$ 37,741	\$ 38,578	\$ 37,060	\$ 38,578	\$ 37,059	<u>-3.9%</u>
<u>10120046-46952</u>	<u>misc. gen. govt. - all other</u>	\$ 84,625	\$ 88,109	\$ 116,540	\$ 90,000	\$ 90,000	<u>0.0%</u>
<u>10170046-46955</u>	<u>misc. schools</u>	\$ 147,406	\$ 400	\$ 4,810		\$ -	<u>N/A</u>
<u>10120046-46956</u>	<u>misc. parks & recreation</u>	\$ 350,808	\$ 358,987	\$ 325,238	\$ 360,000	\$ 340,000	<u>-5.6%</u>
<u>10131046-46720</u>	<u>police charges- pd extra</u>		\$ -	\$ -	\$ -	\$ -	<u>N/A</u>
<u>10140046-46953</u>	<u>public works - all other</u>	\$ 4,525	\$ 4,375	\$ 330	\$ 4,000	\$ 2,000	<u>-50.0%</u>
<u>10153046-46930</u>	<u>vaccines health flu fees</u>		\$ 200	\$ 225	\$ -	\$ -	<u>N/A</u>
<u>10154046-46954</u>	<u>misc. welfare - all other</u>						<u>N/A</u>
	<u>Subtotal</u>	\$ 1,146,414	\$ 1,129,940	\$ 1,103,399	\$ 1,127,728	\$ 1,109,209	<u>-1.6%</u>
<u>OTHER REVENUES</u>							
<u>10120045-45310</u>	<u>telephone access</u>	\$ 100,356	\$ 109,407	\$ 117,044	\$ 100,373	\$ 117,044	<u>16.6%</u>
<u>10120045-45340</u>	<u>SCCRWA pilot NH water</u>	\$ 278,971	\$ 277,499	\$ 296,331	\$ 296,330	\$ 296,330	<u>0.0%</u>
<u>10120047-43300</u>	<u>park. Meter</u>	\$ 13,755	\$ 16,607	\$ 25,263	\$ 20,000	\$ 20,000	<u>0.0%</u>
<u>10120047-47200</u>	<u>sale of property & fixed assets</u>	\$ 920,500	\$ 415,000	\$ 308,450	\$ -	\$ -	<u>N/A</u>
<u>10120047-47350</u>	<u>pilot housing authority</u>	\$ -	\$ 282,401	\$ 149,431	\$ 141,000	\$ 141,000	<u>0.0%</u>

SUMMARY OF GENERAL FUND REVENUES

		<u>FY15</u>	<u>FY16</u>	<u>FY17</u>	<u>FY18</u>	<u>FY19</u>	<u>% Change</u>
		<u>ACTUAL</u>	<u>ACTUAL</u>	<u>ACTUAL</u>	<u>OPERATING</u>	<u>MAYOR</u>	<u>FY19 vs FY18</u>
<u>DESCRIPTION</u>		<u>REVENUE</u>	<u>REVENUE</u>	<u>REVENUE</u>	<u>BUDGET</u>	<u>RECOMM.</u>	
<u>10120047-47355</u>	<u>housing authority 3yr. Suppl.</u>						<u>N/A</u>
<u>10120047-47360</u>	<u>sewer collection fee exp.</u>	\$ 55,166	\$ 48,397	\$ 55,166	\$ 48,397	\$ 48,397	<u>0.0%</u>
<u>10120047-47380</u>	<u>insurance reimbursement</u>	\$ 18,432	\$ 46,205	\$ 25,783	\$ 20,000	\$ 20,000	<u>0.0%</u>
<u>10120047-47800</u>	<u>yale voluntary contribution</u>	\$ 411,127	\$ 413,060	\$ 422,651	\$ 413,060	\$ 422,651	<u>2.3%</u>
<u>10120047-47805</u>	<u>u.n.h. c.a.d. maint. contrlbution</u>						<u>N/A</u>
<u>10120047-47810</u>	<u>vol. c.a.d. contrlbution</u>						<u>N/A</u>
<u>10120047-47900</u>	<u>miscellaneous revenues</u>	\$ 219,477	\$ 215,724	\$ 197,204	\$ 215,000	\$ 210,000	<u>-2.3%</u>
<u>10120047-47902</u>	<u>prem. Incom</u>						<u>N/A</u>
<u>10120047-47903</u>	<u>non recurr</u>						<u>N/A</u>
<u>10120047-47904</u>	<u>quigley/yale parking</u>	\$ 43,603	\$ 43,603	\$ 45,103	\$ 40,000	\$ 40,000	<u>0.0%</u>
<u>10120047-47905</u>	<u>b.o.e.police reimb</u>						<u>N/A</u>
<u>10120047-47906</u>	<u>thom. school v.a. parking</u>						<u>N/A</u>
<u>10130047-47310</u>	<u>fire dist. share of ERS & ERS grant</u>	\$ 715,891	\$ 732,365	\$ 779,957	\$ 791,955	\$ 804,083	<u>1.5%</u>
<u>10130047-47320</u>	<u>police dept.share of ERS</u>						<u>N/A</u>
<u>10145047-47340</u>	<u>organic recycl. compost</u>	\$ 23,399	\$ 22,231	\$ 12,380	\$ 18,605	\$ 13,000	<u>-30.1%</u>
	<u>Subtotal</u>	\$ 2,800,676	\$ 2,622,500	\$ 2,434,762	\$ 2,104,720	\$ 2,132,505	<u>1.3%</u>
	<u>OTHER FIN. SOURCES</u>						
<u>10120048-48100</u>	<u>operating transfers in</u>	\$ 30,503	\$ 72,717	\$ -	\$ -	\$ -	<u>N/A</u>
<u>10120048-48300</u>	<u>residual equity trans in</u>	\$ 45,969	\$ 264,418	\$ 415,779	\$ 200,000	\$ 200,000	<u>0.0%</u>
<u>10120048-48400</u>	<u>contribution from fund balance</u>						<u>N/A</u>
<u>10120048-48500</u>	<u>contribution from sewer fund</u>	\$ 1,415,008	\$ 1,390,813	\$ 1,381,086	\$ 1,171,416	\$ 1,063,700	<u>-9.2%</u>
<u>10121054-54390</u>	<u>operating transfers</u>	\$ 1,177,360	\$ 4,533,337	\$ 238,326	\$ -	\$ -	<u>N/A</u>
	<u>Subtotal</u>	\$ 2,668,840	\$ 6,261,285	\$ 1,796,865	\$ 1,371,416	\$ 1,263,700	<u>-7.9%</u>
	<u>Grand Total</u>	\$ 153,688,819	\$ 156,811,187	\$ 155,299,949	\$ 162,769,840	\$ 162,855,063	<u>0.1%</u>

SUMMARY OF GENERAL FUND REVENUES

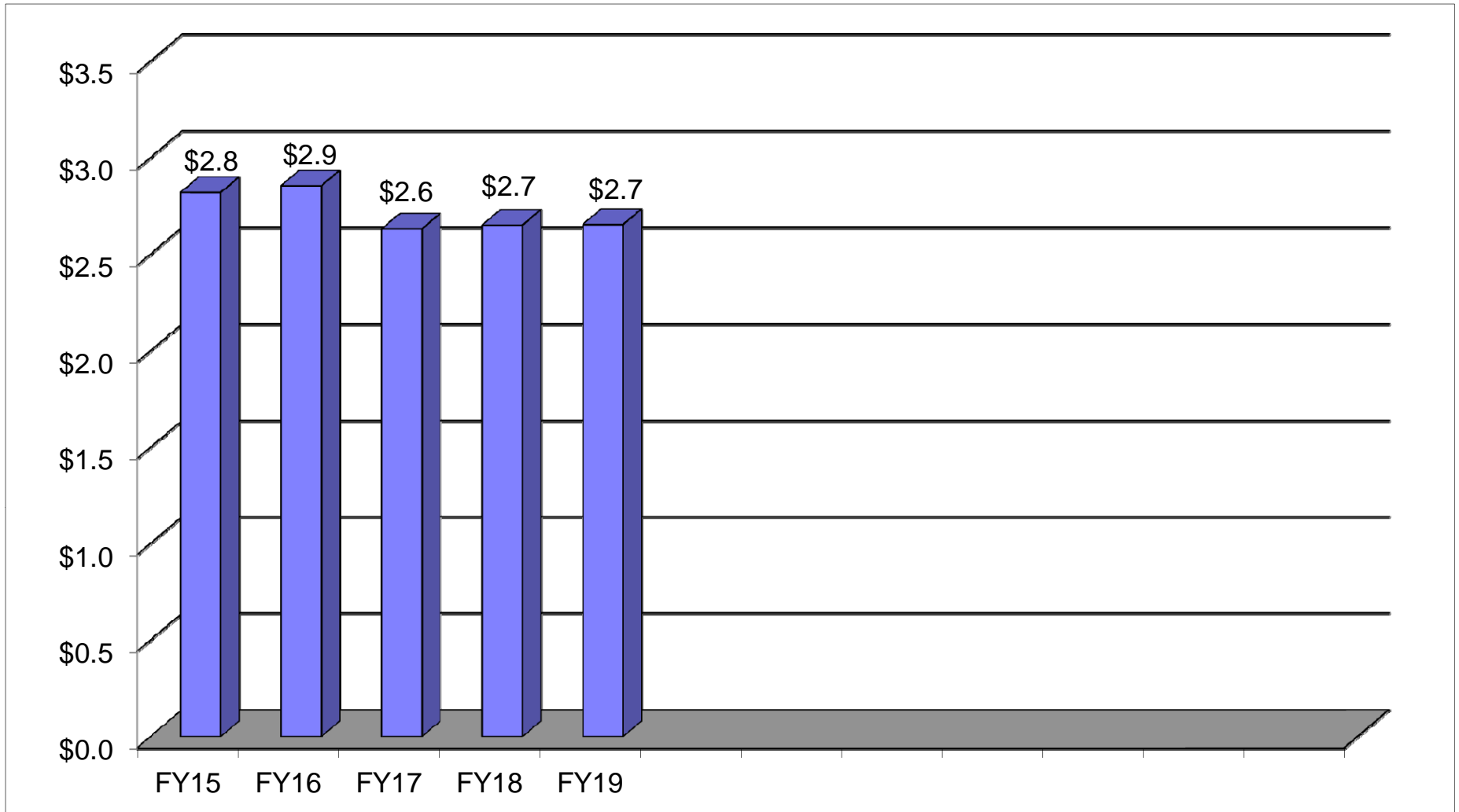


NET TAXABLE GRAND LISTCOMPARISON

	GL15 FY17	GL16 FY18	GL17 FY19
DISTRICT			
FIRST DISTRICT	\$1,202,057,533	\$1,199,458,331	\$1,200,847,168
WEST SHORE	\$912,271,146	\$925,407,802	\$930,892,091
ALLINGTOWN	\$516,178,104	\$525,324,085	\$521,702,458
TOTAL	\$2,630,506,783	\$2,650,190,218	\$2,653,441,717
TYPE OF PROPERTY			
REAL ESTATE	\$2,250,030,309	\$2,263,010,382	\$2,259,335,773
MOTOR VEHICLE	\$258,055,554	\$259,519,230	\$261,726,860
PERSONAL PROPERTY	\$122,420,920	\$127,660,606	\$132,379,084
TOTAL	\$2,630,506,783	\$2,650,190,218	\$2,653,441,717

NET TAXABLE GRAND LIST - BILLIONS

(year over year growth %)



CITY OF WEST HAVEN

SUMMARY OF GENERAL FUND EXPENDITURES

FY 19



SUMMARY OF GENERAL FUND EXPENDITURES

	<u>FY17</u>	<u>FY18</u>	<u>FY19</u>	<u>FY19</u>	<u>\$ CHANGE</u>
		<u>REVISED</u>	<u>DEPARTMENT</u>	<u>MAYOR'S</u>	<u>FY19 BUDGET</u>
<u>DESCRIPTION</u>	<u>ACTUAL</u>	<u>BUDGET</u>	<u>REQUEST</u>	<u>RECOMM.</u>	<u>VS</u>
					<u>FY18 BUDGET</u>
<u>GENERAL GOVERNMENT</u>					
<u>city council</u>	\$ 97,976	\$ 110,356	\$ 107,913	\$ 88,982	\$ (21,374)
<u>mayor's office</u>	\$ 337,291	\$ 345,581	\$ 327,111	\$ 317,111	\$ (28,470)
<u>corporation counsel</u>	\$ 620,753	\$ 627,662	\$ 629,532	\$ 450,868	\$ (176,794)
<u>labor relations & personnel</u>	\$ 168,742	\$ 173,968	\$ 173,979	\$ 171,585	\$ (2,383)
<u>communications - city</u>	\$ 211,335	\$ 329,811	\$ 400,336	\$ 315,336	\$ (14,475)
<u>town & city clerk</u>	\$ 303,092	\$ 300,330	\$ 329,456	\$ 298,198	\$ (2,132)
<u>registrar of voters</u>	\$ 173,694	\$ 156,678	\$ 175,194	\$ 140,525	\$ (16,153)
<u>probate court</u>	\$ 9,466	\$ 14,520	\$ 14,520	\$ 8,020	\$ (6,500)
<u>Subtotal</u>	\$ 1,922,348	\$ 2,058,906	\$ 2,158,041	\$ 1,790,625	\$ (268,281)
<u>PLANNING & DEVELOPMENT</u>					
<u>planning & development</u>	\$ 391,767	\$ 438,897	\$ 438,897	\$ 383,595	\$ (55,302)
<u>grants administration</u>	\$ 67,099	\$ 67,021	\$ 67,021	\$ 66,971	\$ (50)
<u>building department</u>	\$ 499,698	\$ 512,230	\$ 513,649	\$ 511,819	\$ (411)
<u>Subtotal</u>	\$ 958,563	\$ 1,018,148	\$ 1,019,567	\$ 962,385	\$ (55,763)
<u>FINANCE</u>					
<u>treasurer</u>	\$ 7,600	\$ 7,600	\$ 7,600	\$ 7,600	\$ -
<u>finance/comptroller</u>	\$ 863,652	\$ 954,676	\$ 882,465	\$ 830,391	\$ (124,285)
<u>purchasing</u>	\$ 176,781	\$ 192,805	\$ 192,805	\$ 105,755	\$ (87,050)
<u>info. & tech. / data processing</u>	\$ 473,898	\$ 577,457	\$ 511,250	\$ 506,213	\$ (71,244)
<u>central services</u>	\$ 206,633	\$ 251,102	\$ 251,120	\$ 225,190	\$ (25,912)

SUMMARY OF GENERAL FUND EXPENDITURES

	<u>FY17</u>	<u>FY18</u>	<u>FY19</u>	<u>FY19</u>	<u>\$ CHANGE</u>
		<u>REVISED</u>	<u>DEPARTMENT</u>	<u>MAYOR'S</u>	<u>FY19 BUDGET</u>
<u>DESCRIPTION</u>	<u>ACTUAL</u>	<u>BUDGET</u>	<u>REQUEST</u>	<u>RECOMM.</u>	<u>VS</u>
					<u>FY18 BUDGET</u>
<u>tax assessment</u>	\$ 434,054	\$ 437,521	\$ 449,317	\$ 445,557	\$ 8,036
<u>board of assessment appeals</u>	\$ 3,000	\$ 5,600	\$ 5,600	\$ 5,600	\$ -
<u>tax collection</u>	\$ 382,736	\$ 413,409	\$ 433,604	\$ 431,604	\$ 18,195
<u>Subtotal</u>	\$ 2,548,353	\$ 2,840,170	\$ 2,733,761	\$ 2,557,910	\$ (282,260)
<u>PUBLIC SAFETY</u>					
<u>emergency reporting system (ERS)</u>	\$ 1,784,939	\$ 1,877,190	\$ 1,908,898	\$ 1,838,583	\$ (38,607)
<u>public safety administraion</u>	\$ 944,250	\$ 964,929	\$ 1,025,030	\$ 1,006,030	\$ 41,101
<u>public safety operations</u>	\$ 11,020,942	\$ 12,266,565	\$ 12,333,875	\$ 11,777,048	\$ (489,517)
<u>public safety support</u>	\$ 1,003,641	\$ 1,013,028	\$ 1,003,132	\$ 860,733	\$ (152,295)
<u>animal control</u>	\$ 274,396	\$ 307,474	\$ 304,838	\$ 283,366	\$ (24,108)
<u>emergency management</u>	\$ 16,323	\$ 16,512	\$ 16,512	\$ 14,198	\$ (2,314)
<u>Subtotal</u>	\$ 15,044,490	\$ 16,445,698	\$ 16,592,285	\$ 15,779,958	\$ (665,740)
<u>PUBLIC WORKS</u>					
<u>administration</u>	\$ 587,684	\$ 605,279	\$ 605,788	\$ 597,958	\$ (7,321)
<u>bureau of engineering</u>	\$ 193,646	\$ 213,065	\$ 213,059	\$ 189,311	\$ (23,754)
<u>central garage</u>	\$ 1,188,922	\$ 1,325,093	\$ 1,365,141	\$ 1,315,901	\$ (9,192)
<u>compost site</u>	\$ 52,767	\$ 39,001	\$ 46,001	\$ 41,000	\$ 1,999
<u>disposal of solid waste</u>	\$ 3,027,412	\$ 3,089,400	\$ 3,128,900	\$ 3,128,900	\$ 39,500
<u>grounds & building. Maintenance</u>	\$ 1,324,636	\$ 1,417,729	\$ 1,461,111	\$ 1,221,681	\$ (196,048)
<u>hwy & park maintenance</u>	\$ 4,339,324	\$ 4,164,272	\$ 4,218,511	\$ 4,158,581	\$ (5,691)
<u>Subtotal</u>	\$ 10,714,392	\$ 10,853,839	\$ 11,038,511	\$ 10,653,332	\$ (200,507)

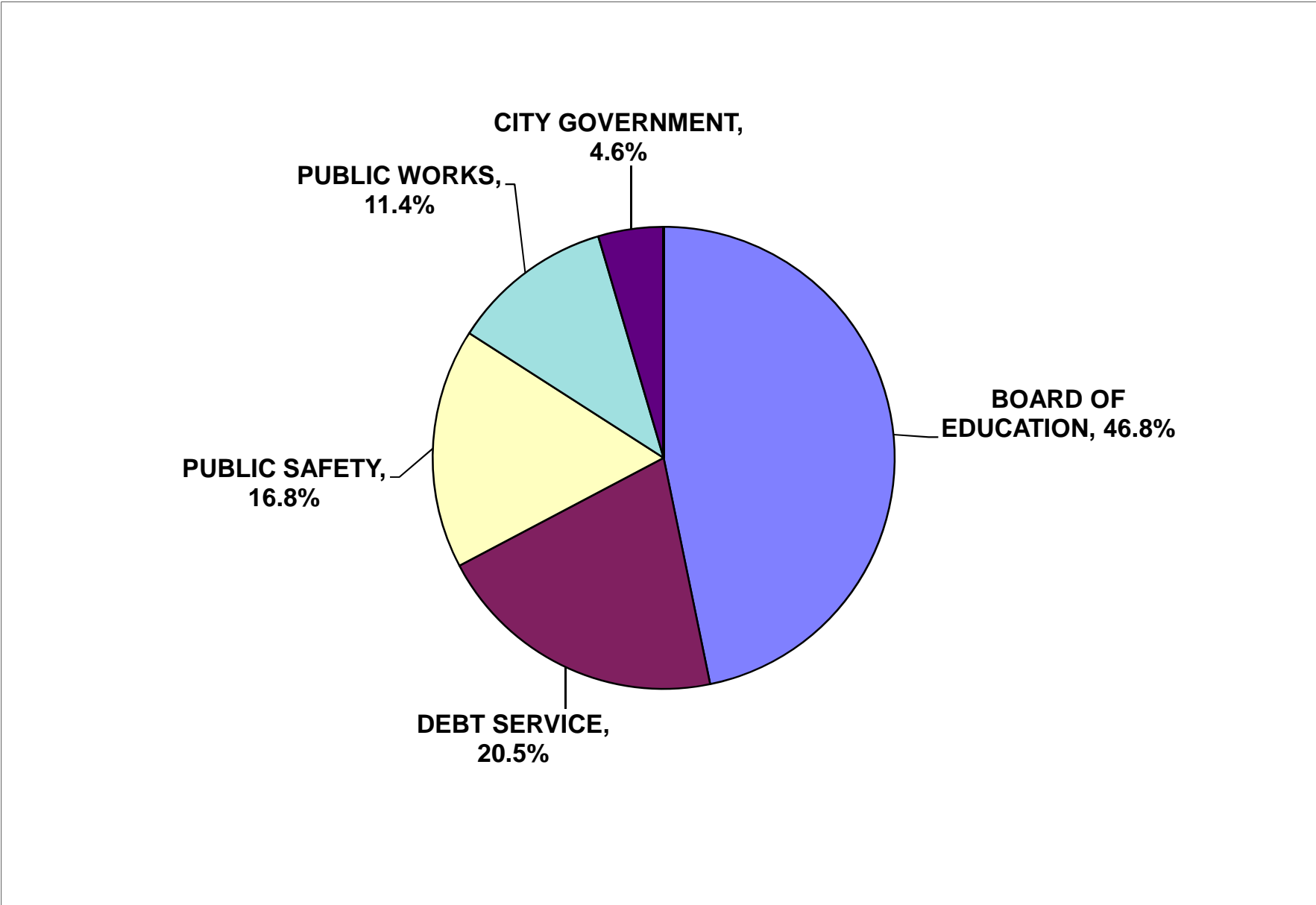
SUMMARY OF GENERAL FUND EXPENDITURES

	<u>FY17</u>	<u>FY18</u>	<u>FY19</u>	<u>FY19</u>	<u>\$ CHANGE</u>
		<u>REVISED</u>	<u>DEPARTMENT</u>	<u>MAYOR'S</u>	<u>FY19 BUDGET</u>
<u>DESCRIPTION</u>	<u>ACTUAL</u>	<u>BUDGET</u>	<u>REQUEST</u>	<u>RECOMM.</u>	<u>VS</u>
					<u>FY18 BUDGET</u>
<u>HUMAN RESOURCES</u>					
<u>human resources</u>	\$ 316,895	\$ 327,190	\$ 327,208	\$ 295,737	\$ (31,453)
<u>elderly services</u>	\$ 470,358	\$ 497,629	\$ 490,745	\$ 487,745	\$ (9,884)
<u>parks & recreation</u>	\$ 869,744	\$ 941,409	\$ 939,276	\$ 889,252	\$ (52,157)
<u>health department</u>	\$ 375,466	\$ 374,777	\$ 374,377	\$ 354,970	\$ (19,807)
<u>Subtotal</u>	\$ 2,032,462	\$ 2,141,005	\$ 2,131,606	\$ 2,027,704	\$ (113,301)
<u>LIBRARY</u>					
<u>Subtotal</u>	\$ 1,603,717	\$ 1,596,000	\$ 1,767,484	\$ 1,596,000	\$ -
<u>BOARD OF EDUCATION</u>					
<u>tuition</u>	\$ 7,220,253	\$ 7,625,938	\$ 7,939,386	\$ 7,625,938	\$ -
<u>student transportation</u>	\$ 5,006,321	\$ 5,006,321	\$ 5,006,321	\$ 5,006,321	\$ -
<u>salaries</u>	\$ 50,111,636	\$ 52,265,952	\$ 53,637,819	\$ 52,662,217	\$ 396,265
<u>operation of plant</u>	\$ 3,903,779	\$ 3,721,339	\$ 3,847,829	\$ 3,721,339	\$ -
<u>benefits & fixed charges</u>	\$ 17,210,333	\$ 18,099,372	\$ 18,215,805	\$ 18,099,372	\$ -
<u>purchased services</u>	\$ 1,398,159	\$ 1,398,159	\$ 1,161,159	\$ 1,398,159	\$ -
<u>instruction</u>	\$ 1,509,500	\$ 1,509,500	\$ 1,539,500	\$ 1,509,500	\$ -
<u>Subtotal</u>	\$ 86,359,981	\$ 89,626,581	\$ 91,347,819	\$ 90,022,846	\$ 396,265

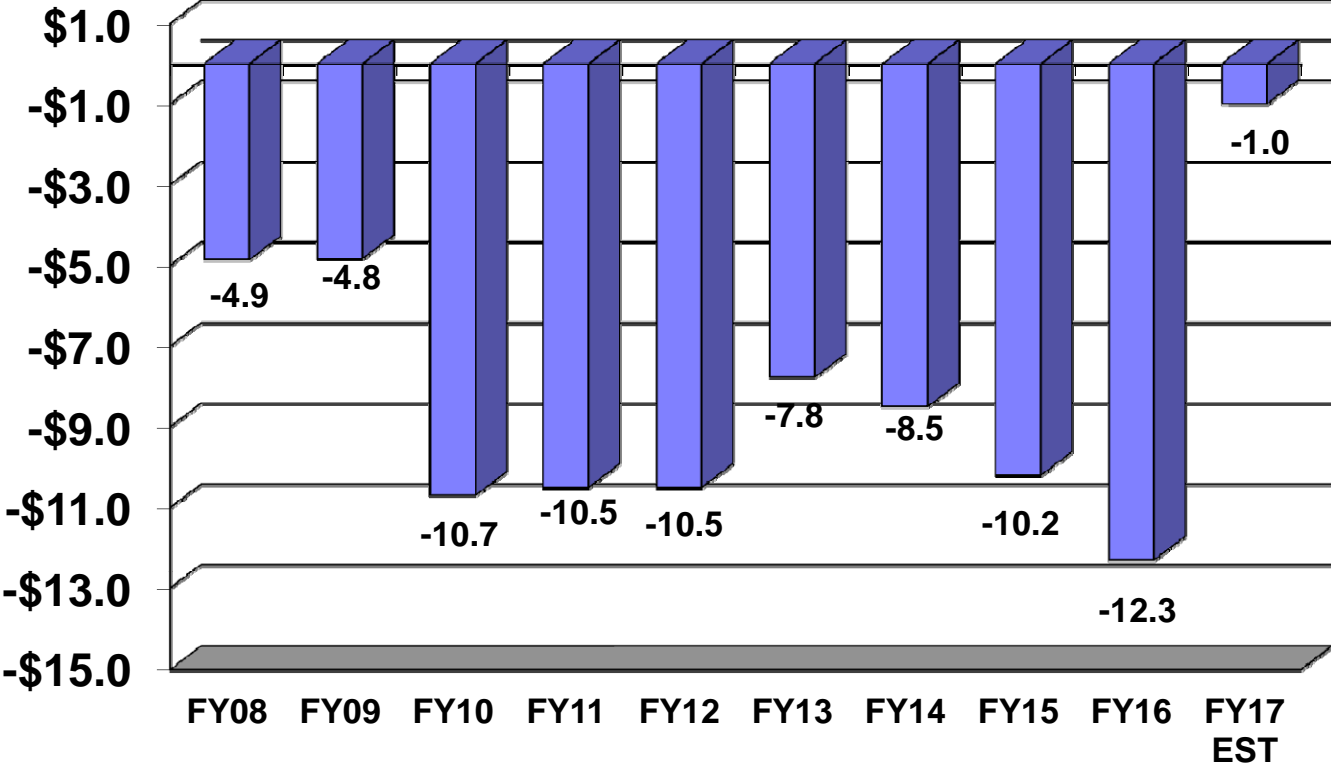
SUMMARY OF GENERAL FUND EXPENDITURES

	<u>FY17</u>	<u>FY18</u>	<u>FY19</u>	<u>FY19</u>	<u>\$ CHANGE</u>
		<u>REVISED</u>	<u>DEPARTMENT</u>	<u>MAYOR'S</u>	<u>FY19 BUDGET</u>
<u>DESCRIPTION</u>	<u>ACTUAL</u>	<u>BUDGET</u>	<u>REQUEST</u>	<u>RECOMM.</u>	<u>VS</u>
					<u>FY18 BUDGET</u>
<u>OPERATING CHARGES</u>					
<u>city insurance</u>	\$ 782,642	\$ 775,977	\$ 835,977	\$ 825,977	\$ 50,000
<u>pensions & hospitalizations</u>	\$ 15,462,523	\$ 14,963,022	\$ 15,863,100	\$ 16,674,592	\$ 1,711,570
<u>med com..prog.</u>	\$ 41,844	\$ 44,844	\$ 44,844	\$ 44,844	\$ -
<u>Subtotal</u>	\$ 16,287,009	\$ 15,783,843	\$ 16,743,921	\$ 17,545,413	\$ 1,761,570
<u>DEBT SERVICE</u>					
<u>indebtedness</u>	\$ 16,731,010	\$ 19,769,411	\$ 19,193,454	\$ 19,213,849	\$ (555,562)
<u>Subtotal</u>	\$ 16,731,010	\$ 19,769,411	\$ 19,193,454	\$ 19,213,849	\$ (555,562)
<u>CONTINGENT FUND</u>					
<u>contingent fund</u>	\$ 192,131	\$ 636,239	\$ 655,041	\$ 705,041	\$ 68,802
<u>Subtotal</u>	\$ 192,131	\$ 636,239	\$ 655,041	\$ 705,041	\$ 68,802
<u>Grand Total</u>	\$ 154,394,458	\$ 162,769,840	\$ 165,381,490	\$ 162,855,063	\$ 85,223
<u>CITY TOTAL</u>	\$ 68,034,477	\$ 73,143,259	\$ 74,033,671	\$ 72,832,217	\$ (311,042)
<u>BOARD OF EDUCATION TOTAL</u>	\$ 86,359,981	\$ 89,626,581	\$ 91,347,819	\$ 90,022,846	\$ 396,265
<u>GRAND TOTAL</u>	\$ 154,394,458	\$ 162,769,840	\$ 165,381,490	\$ 162,855,063	\$ 85,223

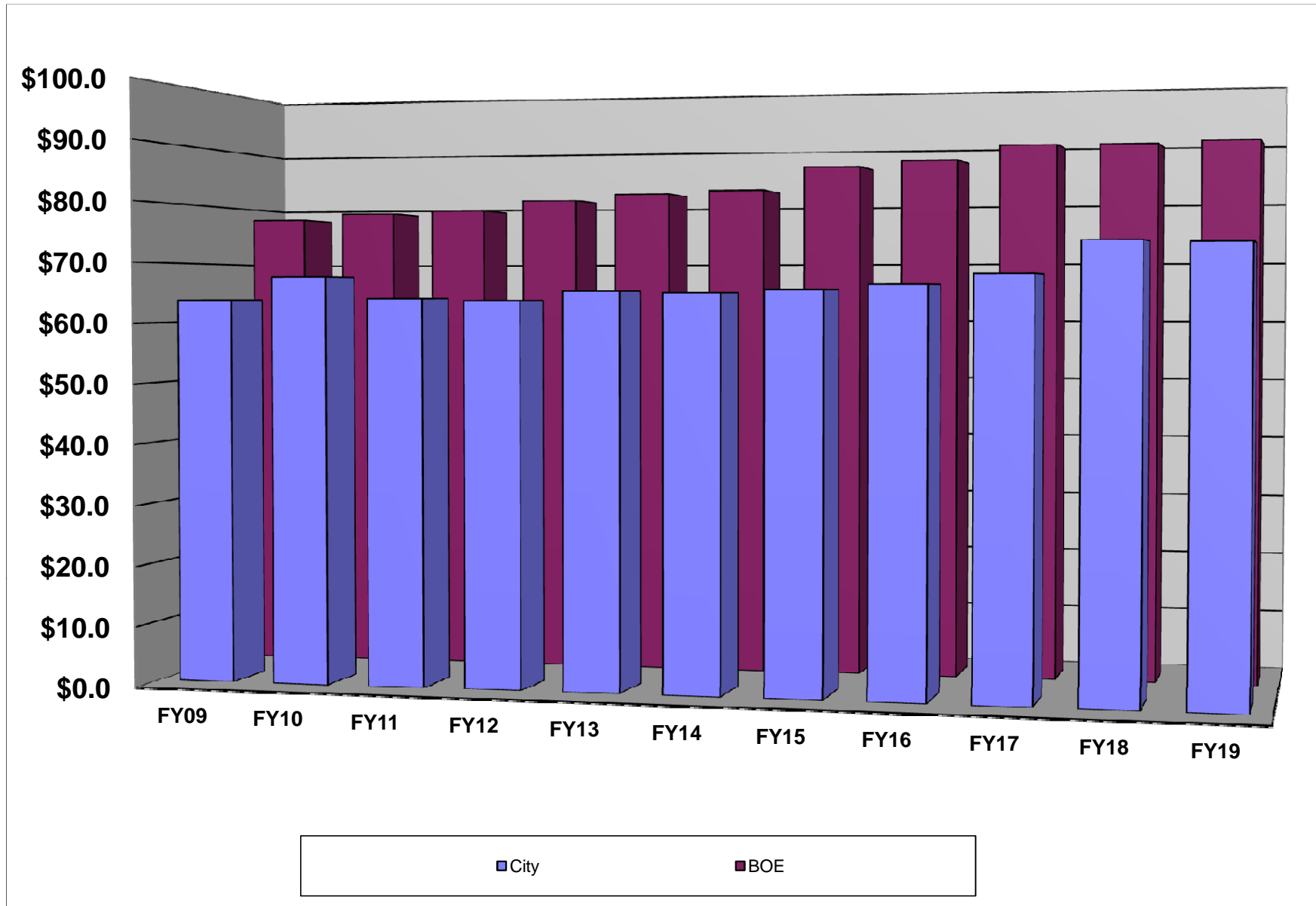
ALLOCATION OF CURRENT TAX COLLECTION



GENERAL FUND BALANCE (millions)



BUDGET BREAKDOWN CITY / BOARD OF EDUCATION (millions)



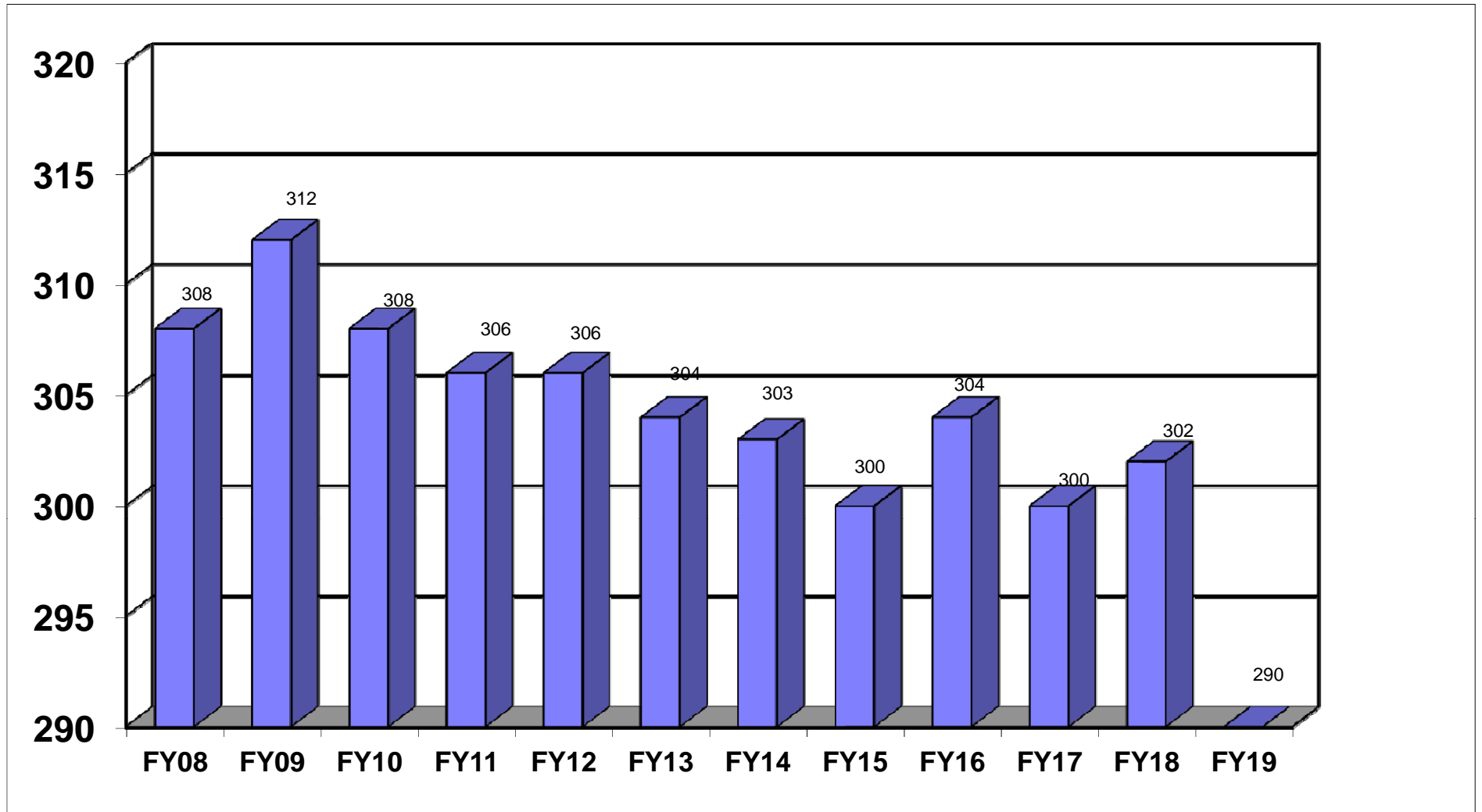
CITY OF WEST HAVEN DEPARTMENT TOTALS

PERSONNEL DETAIL

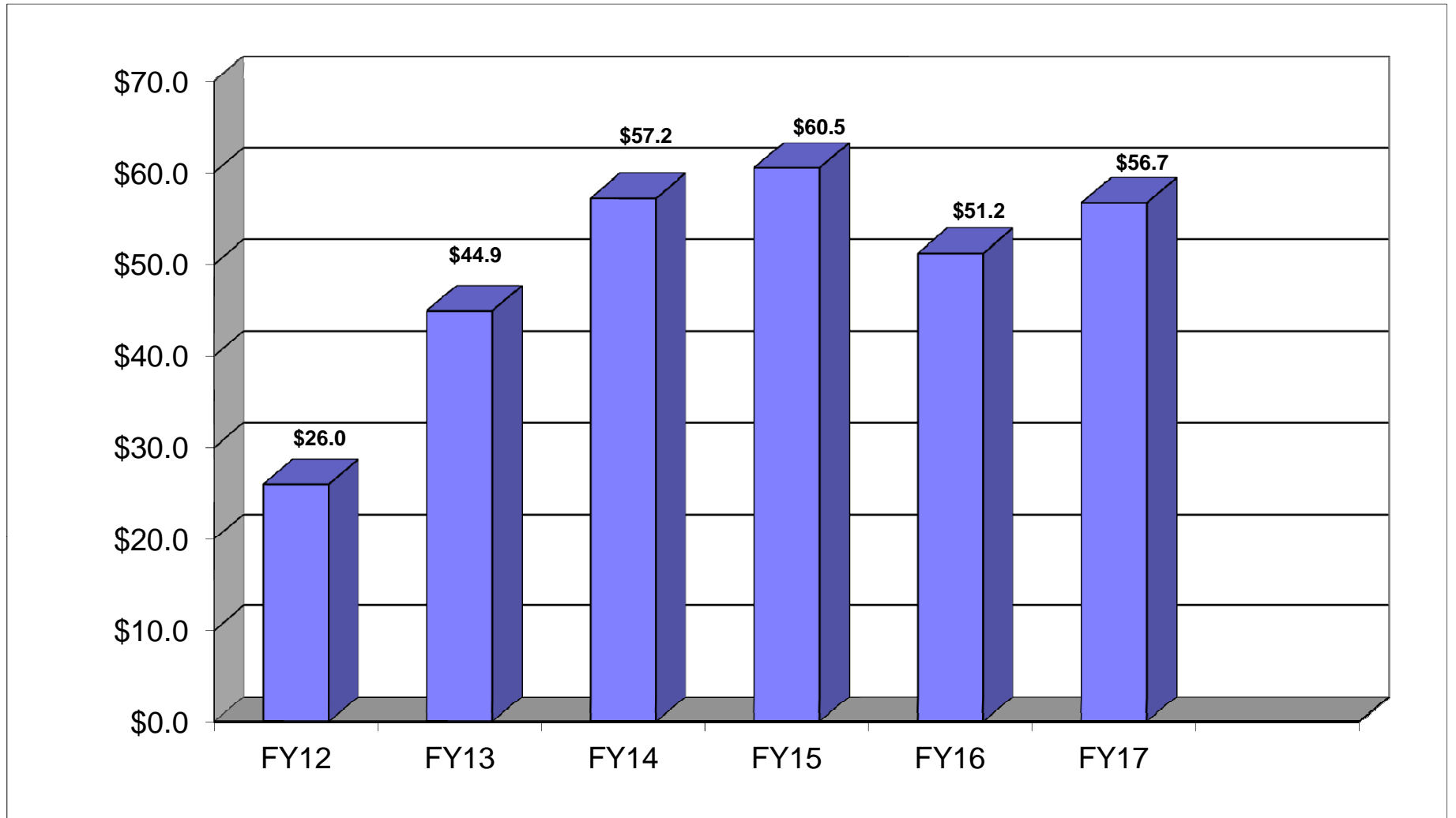
	FY-17		FY-18		FY-19		FY-19		FY18/ FY19		FY18/ FY19	
	#	AMOUNT	#	AMOUNT	#	AMOUNT	#	AMOUNT	#	AMOUNT	% VARIANCE	AMOUNT
GENERAL GOVERNMENT	21	\$ 1,188,380	21	\$ 1,194,780	21	\$ 1,198,093	19	\$ 984,297	-2	\$ (210,483)	-9.5%	-17.6%
PLANNING AND DEVELOPMENT	12	\$ 846,499	12	\$ 850,848	12	\$ 852,265	12	\$ 852,265	0	\$ 1,417	0.0%	0.2%
FINANCE	29	\$ 1,835,790	30	\$ 1,942,103	30	\$ 1,801,734	26	\$ 1,665,989	-4	\$ (276,114)	-13.3%	-14.2%
PUBLIC SAFETY	153	\$ 9,849,458	154	\$ 10,638,450	154	\$ 10,703,588	151	\$ 10,501,749	-3	\$ (136,701)	-1.9%	-1.3%
PUBLIC WORKS	68	\$ 3,908,116	68	\$ 3,981,894	68	\$ 3,989,590	65	\$ 3,791,863	-3	\$ (190,031)	-4.4%	-4.8%
HUMAN RESOURCES	17	\$ 1,077,115	17	\$ 1,083,210	17	\$ 1,083,485	17	\$ 1,066,078	0	\$ (17,132)	0.0%	-1.6%
DEPARTMENT TOTAL	300	\$ 18,705,358	302	\$ 19,691,286	302	\$ 19,628,755	290	\$ 18,862,241	-12	\$ (829,045)	-4.0%	-4.2%

THIS PAGE IS INTENTIONALLY LEFT BLANK

CITY STAFFING LEVELS



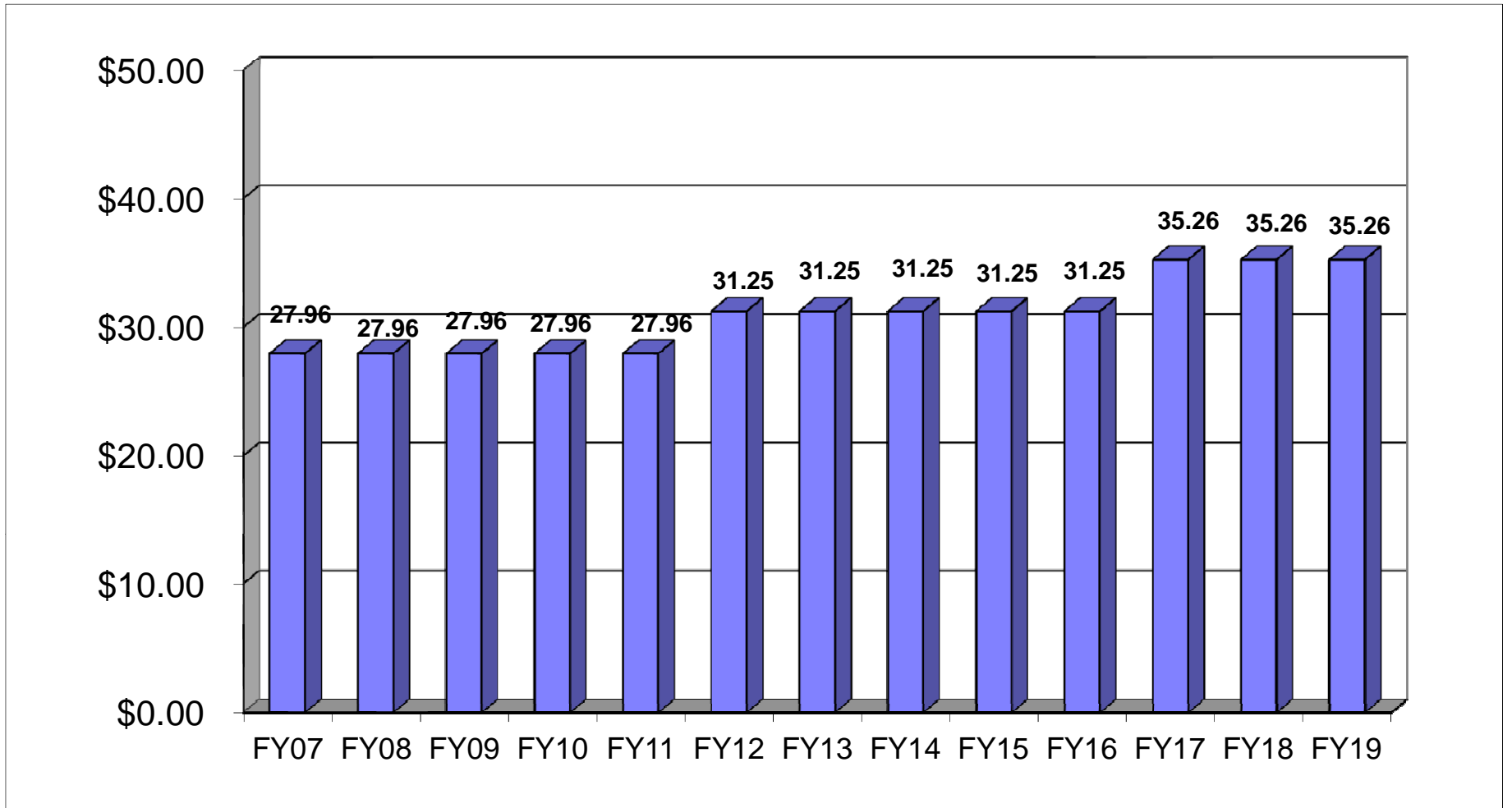
VALUE OF BUILDING PERMITS HISTORY (millions)



BUDGET SUMMARY AND CITY MILL RATE CALCULATION

	FY18	FY19	FY19	% Change
	REVISED	DEPARTMENT	MAYOR'S RECOMM.	FY19 vs FY18
	BUDGET	REQUEST	BUDGET	
GENERAL FUND				
GENERAL GOVERNMENT	\$ 2,058,906	\$ 2,158,041	\$ 1,790,625	-13.0%
PLANNING & DEVELOPMENT	\$ 1,018,148	\$ 1,019,565	\$ 962,385	-5.5%
FINANCE	\$ 2,840,170	\$ 2,733,764	\$ 2,557,910	-9.9%
PUBLIC SAFETY	\$ 16,445,698	\$ 16,592,285	\$ 15,779,958	-4.0%
PUBLIC WORKS	\$ 10,853,839	\$ 11,026,425	\$ 10,653,332	-1.8%
HUMAN RESOURCES	\$ 2,141,005	\$ 2,131,606	\$ 2,027,704	-5.3%
LIBRARY	\$ 1,596,000	\$ 1,767,484	\$ 1,596,000	0.0%
BOARD OF EDUCATION	\$ 89,626,581	\$ 91,347,819	\$ 90,022,846	0.4%
OPERATING CHARGES	\$ 15,783,843	\$ 16,743,921	\$ 17,545,413	11.2%
DEBT SERVICE	\$ 19,769,411	\$ 19,193,454	\$ 19,213,849	-2.8%
CONTINGENT	\$ 636,239	\$ 655,041	\$ 705,041	10.8%
Total Expenditures	\$ 162,769,840	\$ 165,369,405	\$ 162,855,063	0.1%
Revenues				
INTEREST & LIEN FEES	\$ 995,000	\$ 740,000	\$ 740,000	-25.6%
LICENSES / PERMITS	\$ 1,611,450	\$ 1,594,450	\$ 1,594,450	-1.1%
FINES & FORFEITS	\$ 109,426	\$ 150,000	\$ 150,000	37.1%
USE OF MONEY	\$ 30,000	\$ 30,000	\$ 30,000	0.0%
CURRENT SERVICES	\$ 1,127,728	\$ 1,109,209	\$ 1,109,209	-1.6%
OTHER REVENUES	\$ 2,104,720	\$ 2,132,505	\$ 2,132,505	1.3%
OTHER FIN. SOURCES	\$ 1,371,416	\$ 1,263,700	\$ 1,263,700	-7.9%
Operational Revenue	\$ 7,349,740	\$ 7,019,864	\$ 7,019,864	-4.5%
Federal and State Grants	\$ 62,008,951	\$ 62,025,804	\$ 62,025,804	0.0%
Personal Property, MV & Non-Current Taxes	\$ 1,447,915	\$ 1,700,000	\$ 1,700,000	17.4%
Amount to be Raised by Current Taxes	\$ 91,963,234	\$ 94,623,737	\$ 92,109,395	0.2%
Total Revenues	\$ 162,769,840	\$ 165,369,405	\$ 162,855,063	0.1%
Current Tax Calculation			\$ 162,855,063	
Net GL - Motor Vehicle	\$ 259,519,230	\$ 261,726,860	\$ 261,726,860	0.9%
Net GL - Real Estate/Personal Property	\$ 2,390,670,988	\$ 2,391,714,857	\$ 2,391,714,857	0.0%
NET GRAND LIST	\$ 2,650,190,218	\$ 2,653,441,717	\$ 2,653,441,717	0.1%
GENERAL FUND MILL RATE - MV	36.91	36.91	36.85	-0.2%
GENERAL FUND MILL RATE - R/E, PP	35.17	36.25	35.11	-0.2%
GROSS TAX LEVY - MV	9,578,373	9,660,580	9,645,250	0.7%
GROSS TAX LEVY - R/E, PP	\$ 84,090,627	86,706,699	\$ 83,961,859	-0.2%
GROSS TAX LEVY	\$ 93,669,000	\$ 96,367,279	\$ 93,607,109	-0.1%
RESERVE FOR ELDERLY CREDITS	\$ (400,000)	\$ (400,000)	\$ -	-100.0%
NET TAX LEVY	\$ 93,269,000	\$ 95,967,279	\$ 93,607,109	0.4%
COLLECTION RATE	98.60%	98.60%	98.40%	-0.2%
Total Current Tax	\$ 91,963,234	\$ 94,623,737	\$ 92,109,395	0.2%
CAPITAL & NON-RECURRING				
Motor Vehicle	\$ 259,519,230	\$ 261,726,860	\$ 261,726,860	0.9%
Real Estate/Personal Property	\$ 2,390,670,988	\$ 2,391,714,857	\$ 2,391,714,857	0.0%
Net Grand List	\$ 2,650,190,218	\$ 2,653,441,717	\$ 2,653,441,717	0.1%
Capital & Non-Recurring Mill Rate	0.09	0.82	0.15	69.5%
Capital & Non-Recurring Total	\$ 238,326	\$ 2,183,253	\$ 404,500	69.7%
MILL RATE CALCULATION				
General Fund Mill Rate - MV	36.91	36.91	36.85	-0.2%
General Fund Mill Rate - R/E, PP	35.17	36.25	35.11	-0.2%
Capital & Non-Recurring Mill Rate	0.09	0.82	0.15	69.5%
Total Mill Rate - MV	37.00	37.73	37.00	0.0%
Total Mill Rate - R/E, PP	35.26	37.08	35.26	0.0%
Tax Revenue Generated per 1 Mill @ 98.4% Collection Rate	\$ 2,613,088	\$ 2,616,294	\$ 2,610,987	-0.1%

CITY MILL RATE HISTORY



SEWER USE FEE CALCULATION

	FY18 BUDGET	FY19 DEPARTMENT REQUEST	FY19 Mayor RECOMMENDED	FY18 PERCENT CHANGE
TOTAL EXPENDITURES	\$ 11,788,128	\$ 11,801,436	\$ 11,797,193	0.1%
PRIOR YEAR SEWER LEVY	\$ 50,000	\$ 50,000	\$ 50,000	0.0%
INTEREST - CURRENT LEVY	\$ 30,000	\$ 30,000	\$ 30,000	0.0%
INTEREST - DELINQUENT LEVY	\$ 10,000	\$ 18,000	\$ 18,000	80.0%
SEPTAGE DISPOSAL	\$ -	\$ -	\$ -	
NITROGEN CREDITS	\$ 90,000	\$ 70,000	\$ 70,000	-22.2%
ORANGE SHARE	\$ 506,425	\$ 531,425	\$ 531,425	4.9%
SEWER FUND BALANCE		\$ -		
TOTAL NON-TAX REVENUES	\$ 686,425	\$ 699,425	\$ 699,425	1.89%
AMOUNT TO BE RAISED BY SEWER USE FEE	\$ 11,101,703	\$ 11,102,011	\$ 11,097,768	-0.04%
RESERVE FOR UNCOLLECTED	\$ 187,297	\$ 186,989	\$ 186,989	0%
GROSS SEWER USE LEVY	<u>\$ 11,289,000</u>	<u>\$ 11,289,000</u>	<u>\$ 11,284,757</u>	<u>0.0%</u>
ESTIMATED # OF UNITS	26,500	26,500	26,500	0.0%
SEWER USE RATE	\$ 426.00	\$ 426.00	\$ 426.00	0.0%

CITY OF WEST HAVEN

DETAIL OF GENERAL FUND EXPENDITURES

FY 19



CITY COUNCIL

PERSONNEL DETAIL

	FY-17 REVISED BUD AMOUNT		FY-18 ADJUSTED AMOUNT		FY-19 REQUEST AMOUNT		FY-19 RECOMMENDED AMOUNT		FY18/ FY19 VARIANCE AMOUNT		FY18/ FY19 % VARIANCE AMOUNT	
	#		#		#		#		#		#	
ADMINISTRATIVE ASSISTANT	1	\$ 50,129	1	\$ 53,162	1	\$ 53,162	1	\$ 39,572	0	\$ (13,590)	0.0%	-25.6%
DEPARTMENT TOTAL	1	\$ 50,129	1	\$ 53,162	1	\$ 53,162	1	\$ 39,572	0	\$ (13,590)	0.0%	\$ (0)

EXPENDITURE DETAIL

ACCOUNT #	DESCRIPTION	FY17 ACTUAL EXPEND.	FY18 ORIGINAL BUDGET	FY18 REVISED BUDGET	FY 18 DEC.31,2017 EXPEND.	FY18 DEPT. FORECAST	FY19 DEPT. REQUEST	FY19 MAYOR'S RECOMM.
11000010	CITY COUNCIL							
11000010	51000 REGULAR WAGES	\$47,143	\$50,905	\$50,905	\$22,663	\$53,162	\$53,162	\$39,572
11000010	51010 CLERK OF THE COUNCIL	\$9,941	\$9,941	\$9,941	\$4,971	\$9,941	\$9,941	\$5,000
11000010	51350 PART TIME ELECTED	\$32,434	\$33,810	\$33,810	\$15,716	\$22,810	\$33,810	\$33,810
11000010	51500 OVERTIME	\$58	\$350	\$350	\$139	\$139	\$0	\$0
11000010	52250 ADVERTISING	\$3,918	\$4,000	\$4,000	\$625	\$4,000	\$4,000	\$3,600
11000010	52510 MAINTENANCE SERVICES	\$3,145	\$8,350	\$8,350	\$0	\$8,350	\$4,000	\$4,000
11000010	52770 OTHER SERVICES	\$837	\$2,500	\$2,500	\$1,914	\$2,500	\$2,500	\$2,500
11000010	54331 MISC. EXPENSE	\$500	\$500	\$500	\$0	\$500	\$500	\$500
	TOTAL	\$97,976	\$110,356	\$110,356	\$46,028	\$101,402	\$107,913	\$88,982

MAYOR'S OFFICE

PERSONNEL DETAIL

	FY-17		FY-18		FY-19		FY-19		FY18/ FY19		FY18/ FY19	
	#	REVISIED BUD AMOUNT	#	ADJUSTED AMOUNT	#	REQUEST AMOUNT	#	RECOMMENDED AMOUNT	#	VARIANCE AMOUNT	#	% VARIANCE AMOUNT
MAYOR	1	\$ 87,014	1	\$87,014	1	\$ 87,014	1	\$ 87,014	0	\$ -	0.0%	0.0%
EXEC. ASST. TO MAYOR	1	\$ 64,919	1	\$64,919	1	\$ 64,919	1	\$ 64,919	0	\$ -	0.0%	0.0%
EXEC.SEC.	1	\$ 39,494	1	\$39,494	1	\$ 39,494	1	\$ 39,494	0	\$ -	0.0%	0.0%
ADMIN. SEC.	1	\$ 39,494	1	\$39,494	1	\$ 39,494	1	\$ 39,494	0	\$ -	0.0%	0.0%
PART TIME (NOT IN REG WAGES TOTALS)												
MAYOR'S PART-TIME STAFF		\$ 43,000		\$ 43,000		\$ 43,000		\$ 15,000		\$ (28,000)		
DEPARTMENT TOTAL	4	\$ 230,921	4	\$ 230,921	4	\$ 230,921	4	\$ 230,921	0	\$ -	0.0%	0.0%

EXPENDITURE DETAIL		FY17	FY18	FY18	FY 18	FY18	FY19	FY19
ACCOUNT #	DESCRIPTION	ACTUAL EXPEND.	ORIGINAL BUDGET	REVISED BUDGET	DEC.31,2017 EXPEND.	DEPT. FORECAST	DEPT. REQUEST	MAYOR'S RECOMM.
11050010	MAYOR							
11050010	51000 REGULAR WAGES	\$233,080	\$230,921	\$230,921	\$131,838	\$260,921	\$230,921	\$230,921
11050010	51300 PART TIME WAGES	\$32,242	\$43,000	\$43,000	\$18,843	\$25,000	\$25,000	\$15,000
11050010	52220 OUTSIDE PRINTING	\$1,020	\$900	\$900	\$270	\$630	\$630	\$630
11050010	52320 SUBSCRIPTIONS	\$0	\$200	\$200	\$0	\$200	\$200	\$200
11050010	52330 TRAINING & EDUCATION	\$0	\$300	\$300	\$0	\$300	\$300	\$300
11050010	52350 TRAVEL EXPENSE	\$1,384	\$2,000	\$2,000	\$1,333	\$2,000	\$2,000	\$2,000
11050010	52360 BUSINESS EXPENSE	\$5,790	\$7,000	\$7,000	\$1,469	\$7,000	\$7,000	\$7,000
11050010	52370 COUNCIL OF GOVERNMENTS	\$19,621	\$16,100	\$16,100	\$15,900	\$15,900	\$15,900	\$15,900
11050010	52390 CT. CONFERENCE MUNICIPAL.	\$36,160	\$36,160	\$36,160	\$36,160	\$36,160	\$36,160	\$36,160
11050010	52397 U.S.CONFERENCE MAYORS	\$7,000	\$7,000	\$7,000	\$5,269	\$7,000	\$7,000	\$7,000
11050010	53490 OTHER SUPPLIES	\$993	\$2,000	\$2,000	\$167	\$2,000	\$2,000	\$2,000
	TOTAL	\$337,291	\$345,581	\$345,581	\$211,249	\$357,111	\$327,111	\$317,111

CORPORATION COUNSEL

PERSONNEL DETAIL

	FY-17		FY-18		FY-19		FY-19		FY18/ FY19		FY18/ FY19	
	#	AMOUNT	#	AMOUNT	#	AMOUNT	#	AMOUNT	#	AMOUNT	#	AMOUNT
F.T. ASST.CORP.COUNL.	1	\$ 88,561	1	\$ 88,561	1	\$ 88,561	0	\$ -	-1	\$ (88,561)	-100.0%	-100.0%
CORP.COUNL.	1	\$ 86,723	1	\$ 86,723	1	\$ 88,553	1	\$ 88,553	0	\$ 1,830	0.0%	2.1%
EXEC.SECRETARY CORP. COUNL.	1	\$ 55,965	1	\$ 56,802	1	\$ 56,820	1	\$ 56,820	0	\$ 18	0.0%	0.0%
DEP.CORP.COUNL.	1	\$ 67,467	1	\$ 67,467	1	\$ 67,471	0	\$ -	-1	\$ (67,467)	-100.0%	-100.0%
PARALEGAL	1	\$ 57,621	1	\$ 58,477	1	\$ 58,495	1	\$ 58,495	0	\$ 18	0.0%	0.0%
ASST.CORP. COUNL.	1	\$ 35,316	1	\$ 35,316	1	\$ 35,316	1	\$ 30,000	0	\$ (5,316)	0.0%	-15.1%
ASST.CORP.COUNL.BACK TAX	1	\$ 35,316	1	\$ 35,316	1	\$ 35,316	1	\$ 30,000	0	\$ (5,316)	0.0%	-15.1%
DEPARTMENT TOTAL	7	\$ 426,969	7	\$ 428,662	7	\$ 430,532	5	\$ 263,868	-2	\$ (164,794)	-28.6%	-38.4%

EXPENDITURE DETAIL		FY17	FY18	FY18	FY 18	FY18	FY19	FY19
ACCOUNT #	DESCRIPTION	ACTUAL EXPEND.	ORIGINAL BUDGET	REVISED BUDGET	DEC.31,2017 EXPEND.	DEPT. FORECAST	DEPT. REQUEST	MAYOR'S RECOMM.
11100010	CORPORATION COUNSEL							
11100010	51000 REGULAR WAGES	\$428,177	\$428,662	\$428,662	\$251,335	\$480,890	\$430,532	\$263,868
11100010	51000 OVERTIME	\$0	\$1,500	\$1,500	\$0	\$1,500	\$1,500	\$0
11100010	52310 CONVENTIONS & DUES	\$465	\$1,000	\$1,000	\$0	\$1,000	\$1,000	\$1,000
11100010	52430 LEGAL SERVICES	\$152,819	\$150,000	\$150,000	\$89,691	\$150,000	\$150,000	\$150,000
11100010	52480 OTHER PROF. SERVICES	\$17,454	\$17,500	\$17,500	\$3,466	\$17,500	\$17,500	\$10,500
11100010	52490 TAX FORECLOSURE EXP.	\$9,961	\$10,000	\$10,000	\$616	\$10,000	\$10,000	\$10,000
11100010	53110 OTHER EQUIP.	\$0	\$3,500	\$3,500	\$3,321	\$3,500	\$3,500	\$3,500
11100010	53140 LIBRARY SUPPLIES	\$11,877	\$12,000	\$12,000	\$8,589	\$12,000	\$12,000	\$12,000
11100010	55180 SOFTWARE	\$0	\$3,500	\$3,500	\$1,837	\$3,500	\$3,500	\$0
	TOTAL	\$620,753	\$627,662	\$627,662	\$358,855	\$679,890	\$629,532	\$450,868

PERSONNEL

PERSONNEL DETAIL

	FY-17 REVISED BUD		FY-18 ADJUSTED		FY-19 REQUEST		FY-19 RECOMMENDED		FY18/ FY19 VARIANCE		FY18/ FY19 % VARIANCE	
	#	AMOUNT	#	AMOUNT	#	AMOUNT	#	AMOUNT	#	AMOUNT	#	AMOUNT
PERSONNEL DIRECTOR	1	\$ 97,425	1	\$97,425	1	\$ 97,417	1	\$ 97,417	0	\$ (8)	0.0%	0.0%
PERSONNEL OFF. ADMIN. ASST.	1	\$ 55,965	1	\$ 56,802	1	\$ 56,821	1	\$ 56,821	0	\$ 19	0.0%	0.0%
DEPARTMENT TOTAL	2	\$ 153,390	2	\$ 154,227	2	\$ 154,238	2	\$ 154,238	0	\$ 11	0.0%	0.0%

EXPENDITURE DETAIL		FY17	FY18	FY18	FY 18	FY18	FY19	FY19
ACCOUNT #	DESCRIPTION	ACTUAL EXPEND.	ORIGINAL BUDGET	REVISED BUDGET	DEC.31,2017 EXPEND.	DEPT. FORECAST	DEPT. REQUEST	MAYOR'S RECOMM.
11150010	PERSONNEL DEPARTMENT							
11150010	51000 REGULAR WAGES	\$154,293	\$154,227	\$154,227	\$78,331	\$154,238	\$154,238	\$154,238
11150010	51500 OVERTIME	\$7,026	\$7,191	\$7,191	\$3,874	\$7,191	\$7,191	\$7,191
11150010	52250 ADVERTISING	\$0	\$0	\$0	\$0	\$150	\$150	\$0
11150010	52260 OTHER PRINTING	\$335	\$150	\$150	\$128	\$128	\$0	\$0
11150010	52310 CONVENTIONS & DUES	\$0	\$2,500	\$2,500	\$57	\$2,372	\$2,500	\$1,000
11150010	52330 TRAINING & EDUCATION	\$0	\$400	\$400	\$54	\$400	\$400	\$0
11150010	52830 OTHER EXAMS	\$7,088	\$9,500	\$9,500	\$1,454	\$9,500	\$9,500	\$9,156
	TOTAL	\$168,742	\$173,968	\$173,968	\$83,898	\$173,979	\$173,979	\$171,585

THIS PAGE IS INTENTIONALLY LEFT BLANK

EXPENDITURE DETAIL

ACCOUNT #	DESCRIPTION	FY17 ACTUAL EXPEND.	FY18 ORIGINAL BUDGET	FY18 REVISED BUDGET	FY 18 DEC.31,2017 EXPEND.	FY18 DEPT. FORECAST	FY19 DEPT. REQUEST	FY19 MAYOR'S RECOMM.
11209910	TELEPHONE ADMINISTRATION							
11209910	52150 TELEPHONE	\$211,335	\$329,811	\$329,811	\$19,156	\$329,811	\$400,336	\$315,336
	TOTAL	\$211,335	\$329,811	\$329,811	\$19,156	\$329,811	\$400,336	\$315,336

CITY CLERK

PERSONNEL DETAIL

	FY-17		FY-18		FY-19		FY-19		FY18/ FY19		FY18/ FY19	
	#	AMOUNT	#	AMOUNT	#	AMOUNT	#	AMOUNT	#	AMOUNT	#	AMOUNT
CITY CLERK	1	\$ 62,080	1	\$ 62,080	1	\$ 62,088	1	\$ 62,088	0	\$ 8	0.0%	0.0%
CLERK	1	\$ 55,965	1	\$ 56,802	1	\$ 56,820	1	\$ 56,820	0	\$ 18	0.0%	0.0%
ADMINISTRATIVE ASSISTANT	1	\$ 39,403	1	\$ 39,403	1	\$ 39,403	1	\$ 28,145	0	\$ (11,258)	0.0%	-28.6%
ASSISTANT CITY CLERK	1	\$ 55,583	1	\$ 55,583	1	\$ 55,583	1	\$ 55,583	0	\$ -	0.0%	0.0%
ASST. REG. VITAL STATISTICS	1	\$ 43,662	1	\$ 43,662	1	\$ 43,662	1	\$ 43,662	0	\$ -	0.0%	0.0%
DEPARTMENT TOTAL	5	\$ 256,693	5	\$ 257,530	5	\$ 257,556	5	\$ 246,298	0	\$ (11,232)	0.0%	-4.4%

EXPENDITURE DETAIL		FY17	FY18	FY18	FY 18	FY18	FY19	FY19
ACCOUNT #	DESCRIPTION	ACTUAL EXPEND.	ORIGINAL BUDGET	REVISED BUDGET	DEC.31,2017 EXPEND.	DEPT. FORECAST	DEPT. REQUEST	MAYOR'S RECOMM.
11250010	CITY CLERK							
11250010	51000 REGULAR WAGES	\$262,191	\$257,530	\$257,530	\$126,998	\$257,556	\$257,556	\$246,298
11250010	51500 OVERTIME	\$313	\$200	\$200	\$340	\$500	\$500	\$500
11250010	52290 ELECTION DAY EXPENSES	\$3,974	\$5,000	\$5,000	\$4,190	\$15,000	\$15,000	\$5,000
11250010	52310 CONVENTIONS & DUES	\$393	\$900	\$900	\$903	\$900	\$900	\$900
11250010	52330 TRAINING & EDUCATION	\$0	\$500	\$500	\$0	\$500	\$500	\$500
11250010	52340 MILEAGE ALLOWANCE REIMB.	\$0	\$100	\$100	\$0	\$100	\$100	\$100
11250010	52480 OTHER PROF. SERVICES	\$2,001	\$2,100	\$2,100	\$0	\$3,500	\$3,500	\$3,500
11250010	52520 EQUIPMENT REPAIR	\$372	\$400	\$400	\$0	\$400	\$400	\$400
11250010	52750 FEES & CHARGES	\$1,052	\$1,000	\$1,000	\$0	\$1,000	\$1,000	\$1,000
11250010	52770 OTHER SERVICES	\$32,711	\$32,500	\$32,500	\$30,779	\$50,000	\$50,000	\$40,000
11250010	53590 DOG LICENSES	\$85	\$100	\$100	\$0	\$0	\$0	\$0
	TOTAL	\$303,092	\$300,330	\$300,330	\$163,210	\$329,456	\$329,456	\$298,198

REGISTRAR OF VOTERS

PERSONNEL DETAIL

	FY-17 REVISED BUD AMOUNT		FY-18 ADJUSTED AMOUNT		FY-19 REQUEST AMOUNT		FY-19 RECOMMENDED AMOUNT		FY18/ FY19 VARIANCE AMOUNT		FY18/ FY19 % VARIANCE AMOUNT	
	#		#		#		#		#		#	
ADMINISTRATIVE ASSISTANT	2	\$ 70,278	2	\$ 70,278	2	\$ 71,684	2	\$ 49,400	0	\$ (20,878)	0.0%	-29.7%
DEPARTMENT TOTAL	2	\$ 70,278	2	\$ 70,278	2	\$ 71,684	2	\$ 49,400	0	\$ (20,878)	0.0%	-29.7%

EXPENDITURE DETAIL		FY17	FY18	FY18	FY 18	FY18	FY19	FY19
ACCOUNT #	DESCRIPTION	ACTUAL EXPEND.	ORIGINAL BUDGET	REVISED BUDGET	DEC.31,2017 EXPEND.	DEPT. FORECAST	DEPT. REQUEST	MAYOR'S RECOMM.
11300010	REGISTRAR OF VOTERS							
11300010	51000 REGULAR WAGES	\$73,366	\$70,278	\$70,278	\$35,997	\$70,278	\$71,684	\$49,400
11300010	51020 DEPUTY REGISTRARS	\$10,000	\$10,000	\$10,000	\$4,583	\$10,000	\$10,400	\$10,000
11300010	51350 PART TIME ELECTED	\$28,000	\$28,000	\$28,000	\$14,000	\$28,000	\$28,000	\$28,000
11300010	51400 TEMPORARY PAYROLL	\$46,434	\$33,000	\$33,000	\$8,650	\$45,845	\$46,485	\$36,000
11300010	51500 OVERTIME	\$3,110	\$1,000	\$1,000	\$1,757	\$2,438	\$2,593	\$2,593
11300010	52310 CONVENTIONS & DUES	\$1,307	\$1,500	\$1,500	\$539	\$2,100	\$3,000	\$1,500
11300010	52330 TRAINING & EDUCATION	\$2,155	\$2,800	\$2,800	\$1,140	\$2,800	\$2,300	\$2,300
11300010	52580 EQUIPMENT MAINTENANCE	\$5,200	\$5,200	\$5,200	\$5,200	\$5,200	\$5,200	\$5,200
11300010	53130 OTHER SUPPL.	\$547	\$300	\$300	\$15	\$401	\$632	\$632
11300010	55600 VOTING MACHINES	\$3,575	\$4,600	\$4,600	\$2,623	\$3,003	\$4,900	\$4,900
	TOTAL	\$173,694	\$156,678	\$156,678	\$74,504	\$170,065	\$175,194	\$140,525

THIS PAGE IS INTENTIONALLY LEFT BLANK

EXPENDITURE DETAIL

ACCOUNT #	DESCRIPTION	FY17 ACTUAL EXPEND.	FY18 ORIGINAL BUDGET	FY18 REVISED BUDGET	FY 18 DEC.31,2017 EXPEND.	FY18 DEPT. FORECAST	FY19 DEPT. REQUEST	FY19 MAYOR'S RECOMM.
11650010	PROBATE COURT							
11650010	52640 OFFICE EQUIP. RENTAL	\$4,821	\$5,000	\$5,000	\$2,042	\$5,000	\$5,000	\$2,500
11650010	53110 OFFICE SUPPLIES	\$3,261	\$8,000	\$8,000	\$3,346	\$8,000	\$8,000	\$4,000
11650010	55190 OTHER EQUIP.	\$1,384	\$1,520	\$1,520	\$0	\$1,520	\$1,520	\$1,520
	TOTAL	\$9,466	\$14,520	\$14,520	\$5,388	\$14,520	\$14,520	\$8,020

PLANNING & DEVELOPMENT

PERSONNEL DETAIL

	FY-17		FY-18		FY-19		FY-19		FY18/ FY19		FY18/ FY19	
	#	REVISD BUD AMOUNT	#	ADJUSTED AMOUNT	#	REQUEST AMOUNT	#	RECOMMENDED AMOUNT	#	VARIANCE AMOUNT	#	% VARIANCE AMOUNT
COMM.PLANNING. & DEVEL.	1	\$ 99,499	1	\$ 99,499	1	\$ 99,497	1	\$ 99,497	0	\$ (2)	0.0%	0.0%
ASST. PLANNER	1	\$ 85,067	1	\$ 87,906	1	\$ 87,906	1	\$ 87,906	0	\$ -	0.0%	0.0%
ZONE/CODE ENFOR.OFF.	1	\$ 64,519	1	\$ 64,519	1	\$ 64,519	1	\$ 64,519	0	\$ -	0.0%	0.0%
SECRETARY I	1	\$ 45,282	1	\$ 45,973	1	\$ 45,973	1	\$ 45,973	0	\$ -	0.0%	0.0%
Total Planning and Dev. Admin	4	\$ 294,367	4	\$ 297,897	4	\$ 297,895	4	\$ 297,895	0	\$ (2)	0.0%	0.0%
GRANT COORD.	1	\$ 66,521	1	\$ 66,521	1	\$ 66,521	1	\$ 66,521	0	\$ -	0.0%	0.0%
Total Grants Admin	1	\$ 66,521	1	\$ 66,521	1	\$ 66,521	1	\$ 66,521	0	\$ -	0.0%	0.0%
ASST. BUILD. OFFICIAL	2	\$ 214,413	3	\$ 214,413	3	\$ 214,413	3	\$ 214,413	0	\$ -	0.0%	0.0%
PROP.MAINT./ZONE ENFORCE	2	\$ 129,038	2	\$ 129,038	2	\$ 129,038	2	\$ 129,038	0	\$ -	0.0%	0.0%
BUILDING DEPT. SEC	1	\$ 54,582	1	\$ 55,401	1	\$ 56,820	1	\$ 56,820	0	\$ 1,419	0.0%	2.6%
BUILD.OFFICIAL	1	\$ 87,578	1	\$ 87,578	1	\$ 87,578	1	\$ 87,578	0	\$ -	0.0%	0.0%
PROP.MAINT./CODE ENFORCE	1	\$ -	1	\$ -	1	\$ -	1	\$ -	0	\$ -	0.0%	0.0%
Total Building Dept	7	\$ 485,611	7	\$ 486,430	7	\$ 487,849	7	\$ 487,849	0	\$ 1,419	0.0%	0.3%
DEPARTMENT TOTAL	12	\$ 846,499	12	\$ 850,848	12	\$ 852,265	12	\$ 852,265	0	\$ 1,417	0.0%	0.2%

EXPENDITURE DETAIL		FY17	FY18	FY18	FY 18	FY18	FY19	FY19
ACCOUNT #	DESCRIPTION	ACTUAL EXPEND.	ORIGINAL BUDGET	REVISED BUDGET	DEC.31,2017 EXPEND.	DEPT. FORECAST	DEPT. REQUEST	MAYOR'S RECOMM.
11900010	PLANNING & DEVEL. ADMINISTRATION							
11900010	51000 REGULAR WAGES	\$296,765	\$297,897	\$297,897	\$146,138	\$297,897	\$297,895	\$297,895
11900010	51500 OVERTIME	\$1,421	\$1,000	\$1,000	\$893	\$1,800	\$1,000	\$1,000
11900010	52210 PRINTING	\$11	\$1,000	\$1,000	\$148	\$2,000	\$1,000	\$1,000
11900010	52250 ADVERTISING	\$42,588	\$35,000	\$35,000	\$12,235	\$35,000	\$35,000	\$31,500
11900010	52280 MAP PRINTING	\$0	\$500	\$500	\$0	\$450	\$500	\$450
11900010	52310 CONVENTIONS & DUES	\$800	\$6,000	\$6,000	\$1,431	\$6,000	\$6,000	\$3,000
11900010	52340 MILEAGE	\$185	\$0	\$0	\$471	\$471	\$0	\$0
11900010	52382 ENGINEERING COST PLAN & DEV	\$17,626	\$30,000	\$30,000	\$24,857	\$28,500	\$30,000	\$15,000
11900010	52385 ECON. DEVELOPMENT CONSULTANT	\$7,720	\$30,000	\$30,000	\$10,305	\$30,000	\$30,000	\$0
11900010	52395 REG'L.GROWTH PARTNERSHIP	\$0	\$5,000	\$5,000	\$0	\$2,500	\$5,000	\$4,500
11900010	52398 CT. MAIN STREET	\$0	\$0	\$0	\$0	\$0	\$0	\$0
11900010	52475 PUBLIC HEARING SECRETARY	\$5,150	\$7,000	\$7,000	\$1,625	\$5,500	\$7,000	\$6,300
11900010	52520 EQUIPMENT REPAIR	\$999	\$500	\$500	\$0	\$500	\$500	\$450
11900010	55700 LAND ACQUISITION	\$0	\$0	\$0	\$0	\$0	\$0	\$0
11900010	56400 PROP. MANGMT.	\$18,502	\$25,000	\$25,000	\$22,721	\$25,000	\$25,000	\$22,500
	TOTAL	\$391,767	\$438,897	\$438,897	\$220,824	\$435,618	\$438,895	\$383,595
11900012	GRANTS ADMINISTRATION							
11900012	51000 REGULAR WAGES	\$66,559	\$66,521	\$66,521	\$32,179	\$66,521	\$66,521	\$66,521
11900012	52310 CONVENTIONS & DUES	\$0	\$0	\$0	\$0	\$0	\$0	\$0
11900012	53420 GRANT DEVELOPMENT EXP.	\$540	\$500	\$500	\$0	\$500	\$500	\$450
	TOTAL	\$67,099	\$67,021	\$67,021	\$32,179	\$67,021	\$67,021	\$66,971
11900013	BUILDING DEPARTMENT							
11900013	51000 REGULAR WAGES	\$484,525	\$486,430	\$486,430	\$276,766	\$487,849	\$487,849	\$487,849
11900013	51500 OVERTIME	\$8,045	\$7,500	\$7,500	\$2,422	\$7,500	\$7,500	\$7,500
11900013	52310 CONV & DUE	\$2,535	\$4,000	\$4,000	\$335	\$4,000	\$4,000	\$3,600
11900013	52360 BUSNSS EXP	\$867	\$2,300	\$2,300	\$140	\$2,300	\$2,300	\$2,070
11900013	52440 ENG SERVS	\$0	\$1,000	\$1,000	\$0	\$1,000	\$1,000	\$900
11900013	52520 EQUIP REPAIRS	\$227	\$1,000	\$1,000	\$0	\$1,000	\$1,000	\$900
11900013	52590 DEMO BLDGS	\$3,500	\$10,000	\$10,000	\$96	\$10,000	\$10,000	\$9,000
	TOTAL	\$499,698	\$512,230	\$512,230	\$279,759	\$513,649	\$513,649	\$511,819

THIS PAGE IS INTENTIONALLY LEFT BLANK

EXPENDITURE DETAIL

ACCOUNT #	DESCRIPTION	FY17 ACTUAL EXPEND.	FY18 ORIGINAL BUDGET	FY18 REVISED BUDGET	FY 18 DEC.31,2017 EXPEND.	FY18 DEPT. FORECAST	FY19 DEPT. REQUEST	FY19 MAYOR'S RECOMM.
12000010	TREASURER							
12000010	51350 PART TIME ELECTED	\$7,600	\$7,600	\$7,600	\$3,800	\$7,600	\$7,600	\$7,600
	TOTAL	\$7,600	\$7,600	\$7,600	\$3,800	\$7,600	\$7,600	\$7,600

COMPTROLLER

PERSONNEL DETAIL

	FY-17 REVISED BUD		FY-18 ADJUSTED		FY-19 REQUEST		FY-19 RECOMMENDED		FY18/ FY19 VARIANCE		FY18/ FY19 % VARIANCE	
	#	AMOUNT	#	AMOUNT	#	AMOUNT	#	AMOUNT	#	AMOUNT	#	AMOUNT
DIRECTOR FINANCE/COMP.	1	\$ 121,449	1	\$ 121,447	1	\$ 121,447	1	\$ 121,447	0	\$ -	0.0%	0.0%
ASST. FINANCE DIRECTOR	1	\$ 104,013	1	\$ 104,039	1	\$ 104,039	1	\$ 104,039	0	\$ -	0.0%	0.0%
BUDGET CORD./CHIEF ACCT.	1	\$ 78,624	1	\$ 79,807	1	\$ 79,807	1	\$ 79,807	0	\$ -	0.0%	0.0%
STAFF ACCT. / SPL.	1	\$ 70,416	1	\$ 71,490	1	\$ 71,490	1	\$ 71,490	0	\$ -	0.0%	0.0%
CHF.ACCT./INTERNAL AUD.	1	\$ 78,624	1	\$ 79,807	1	\$ 79,807	1	\$ 79,807	0	\$ -	0.0%	0.0%
ACCTS.PAY.ADMIN.ASST.	1	\$ 55,965	1	\$ 56,820	1	\$ 56,820	1	\$ 56,820	0	\$ -	0.0%	0.0%
PAYROLL ASST. FIN.	1	\$ 55,965	1	\$ 50,905	1	\$ 52,107	1	\$ 52,107	0	\$ 1,202	0.0%	2.4%
REVENUE COLLECT. CLK.	1	\$ 38,548	0	\$ -		\$ -	1	\$ 42,274	1	\$ 42,274	#DIV/0!	
MAIL / ACCOUNTING CLK.	1	\$ 46,483	1	\$ 47,174	1	\$ 47,175	0	\$ -	-1	\$ (47,174)	-100.0%	-100.0%
ACCOUNTING/BENEFITS COORD.			1	\$ 68,177	1	\$ 1	0	\$ -	-1	\$ (68,177)	100.0%	100%
ADMIN. CLK. FINANCE			1	\$ 47,174	1	\$ 47,174	0	\$ -	-1	\$ (47,174)	100%	100%
DEPARTMENT TOTAL	9	\$ 650,087	10	\$ 726,840	10	\$ 659,867	8	\$ 607,791	-2	\$ (119,049)	-20.0%	-16.4%

EXPENDITURE DETAIL

ACCOUNT #	DESCRIPTION	FY17 ACTUAL EXPEND.	FY18 ORIGINAL BUDGET	FY18 REVISED BUDGET	FY 18 DEC.31,2017 EXPEND.	FY18 DEPT. FORECAST	FY19 DEPT. REQUEST	FY19 MAYOR'S RECOMM.
12100010	COMPROLLER							
12100010	51000 REGULAR WAGES	\$638,535	\$732,676	\$726,840	\$324,727	\$634,499	\$659,867	\$607,791
12100010	51500 OVERTIME	\$27,849	\$20,000	\$25,836	\$11,431	\$25,000	\$25,000	\$25,000
12100010	52310 CONVENTIONS & DUES	\$237	\$2,000	\$2,000	\$115	\$1,000	\$1,000	\$1,000
12100010	52420 FINANCIAL SERVICES	\$175,431	\$175,000	\$175,000	\$45,354	\$175,000	\$175,000	\$175,000
12100010	52570 FACILITY UPGRD.	\$0	\$0	\$0	\$0	\$0	\$0	\$0
12100010	52970 EVICTION SERVICES	\$21,600	\$25,000	\$25,000	\$11,340	\$25,000	\$21,600	\$21,600
	TOTAL	\$863,652	\$954,676	\$954,676	\$392,967	\$860,499	\$882,467	\$830,391

PURCHASING / RISK MANAGEMENT

PERSONNEL DETAIL

	FY-17 REVISED BUD		FY-18 ADJUSTED		FY-19 REQUEST		FY-19 RECOMMENDED		FY18/ FY19 VARIANCE		FY18/ FY19 % VARIANCE	
	#	AMOUNT	#	AMOUNT	#	AMOUNT	#	AMOUNT	#	AMOUNT	#	AMOUNT
ASST PURCH.AGENT / RISK MGR.	1	\$ 79,680	1	\$ 79,680	1	\$ 79,680	1	\$ 43,255	0	\$ (36,425)	0.0%	-45.7%
PURCHASING SECRETARY	1	\$ 46,246				\$ 1	0	\$ -				
ADMIN. CLK.			1	\$ 39,125	1	\$ 39,125	0	\$ -	-1	\$ (39,125)	100%	100%
DEPARTMENT TOTAL	2	\$ 125,926	2	\$ 118,805	2	\$ 118,806	1	\$ 43,255	-1	\$ (75,550)	-50.0%	-63.6%

EXPENDITURE DETAIL		FY17	FY18	FY18	FY 18	FY18	FY19	FY19
ACCOUNT #	DESCRIPTION	ACTUAL EXPEND.	ORIGINAL BUDGET	REVISED BUDGET	DEC.31,2017 EXPEND.	DEPT. FORECAST	DEPT. REQUEST	MAYOR'S RECOMM.
12100020	PURCHASING / RISK MGT. DEPT.							
12100020	51000 REGULAR WAGES	\$99,655	\$118,805	\$118,805	\$39,840	\$118,805	\$118,806	\$43,255
12100020	51500 OVERTIME	\$0	\$0	\$0	\$0	\$0	\$0	\$0
12100020	52250 ADVERTISING	\$6,023	\$12,500	\$12,500	\$2,486	\$12,500	\$12,500	\$10,000
12100020	52320 SUBSCRIPT. & PERIODIC.	\$0	\$0	\$0	\$0	\$0	\$0	\$0
12100020	53110 OFFICE SUPPLIES / CITY	\$52,752	\$42,000	\$42,000	\$20,142	\$42,000	\$42,000	\$34,000
12100020	53115 OFFICE SUPPLIES / POLICE DEPT.	\$18,350	\$19,500	\$19,500	\$5,696	\$19,500	\$19,500	\$18,500
	TOTAL	\$176,781	\$192,805	\$192,805	\$68,164	\$192,805	\$192,806	\$105,755

INFORMATION TECHNOLOGY / DATA PROCESSING

PERSONNEL DETAIL

	FY-17		FY-18		FY-19		FY-19		FY18/ FY19		FY18/ FY19	
	#	AMOUNT	#	AMOUNT	#	AMOUNT	#	AMOUNT	#	AMOUNT	#	AMOUNT
INFO.TEC. MGR.	1	\$ 95,277	1	\$ 95,277	1	\$ 95,277	1	\$ 95,277	0	\$ -	0.0%	0.0%
LEAD OPER.D.P	1	\$ 63,960	1	\$ 64,938	1	\$ 64,938	1	\$ 56,820	0	\$ (8,117)	0.0%	-12.5%
ACCOUNTING COORD.	1	\$ 61,989	0	\$ -		\$ 0	0	\$ 0	0	\$ -	#DIV/0!	#DIV/0!
CHIEF DATA OPER.			1	\$84,261	1	\$ 0	0	\$ 0	-1	\$ (84,261)	100.0%	100.0%
DEPARTMENT TOTAL	3	\$ 221,226	3	\$ 244,475	3	\$ 160,215	2	\$ 152,097	-1	\$ (92,378)	-33.3%	-37.8%

EXPENDITURE DETAIL		FY17	FY18	FY18	FY 18	FY18	FY19	FY19
ACCOUNT #	DESCRIPTION	ACTUAL EXPEND.	ORIGINAL BUDGET	REVISED BUDGET	DEC.31,2017 EXPEND.	DEPT. FORECAST	DEPT. REQUEST	MAYOR'S RECOMM.
12200022	INFO. & TEC. D/P DEPARTMENT							
12200022	51000 REGULAR WAGES	\$148,665	\$244,455	\$244,475	\$77,513	\$160,215	\$160,215	\$152,097
12200022	51500 OVERTIME	\$30,734	\$2,000	\$2,000	\$11,596	\$15,000	\$2,000	\$10,116
12200022	52320 SUBSCRIPTIONS	\$0	\$35	\$15	\$0	\$35	\$35	\$0
12200022	52330 TRAINING	\$0	\$1,000	\$1,000	\$0	\$1,000	\$1,000	\$1,000
12200022	52460 OUTSIDE DATA PROC.	\$0	\$9,000	\$9,000	\$0	\$9,000	\$9,000	\$7,000
12200022	52510 MAINTENANCE SERV. AGREMT.	\$243,339	\$257,742	\$257,742	\$140,392	\$257,742	\$269,337	\$269,337
12200022	52570 OTHER REPAIR & MAINT.	\$33,351	\$40,000	\$40,000	\$22,049	\$40,000	\$40,000	\$40,000
12200022	52660 SOFTWARE LICENSES	\$2,319	\$4,225	\$4,225	\$2,213	\$4,225	\$4,225	\$4,225
12200022	53120 DATA PROC. SUPPLIES	\$7,438	\$7,000	\$7,000	\$2,775	\$7,000	\$7,438	\$7,438
12200022	55170 COMPUTERS	\$8,053	\$12,000	\$12,000	\$729	\$12,000	\$18,000	\$15,000
	TOTAL	\$473,898	\$577,457	\$577,457	\$257,267	\$506,217	\$511,250	\$506,213

CENTRAL SERVICES

PERSONNEL DETAIL

	FY-17 REVISED BUD		FY-18 ADJUSTED		FY-19 REQUEST		FY-19 RECOMMENDED		FY18/ FY19 VARIANCE		FY18/ FY19 % VARIANCE	
	#	AMOUNT	#	AMOUNT	#	AMOUNT	#	AMOUNT	#	AMOUNT	#	AMOUNT
ADMIN. ASST./ PRINTER	1	\$ 55,965	1	\$ 56,820	1	\$ 56,820	1	\$ 56,820	0	\$ -	0.0%	0.0%
DEPARTMENT TOTAL	1	\$ 55,965	1	\$ 56,820	1	\$ 56,820	1	\$ 56,820	0	\$ -	0.0%	0.0%

EXPENDITURE DETAIL		FY17	FY18	FY18	FY 18	FY18	FY19	FY19
ACCOUNT #	DESCRIPTION	ACTUAL EXPEND.	ORIGINAL BUDGET	REVISED BUDGET	DEC.31,2017 EXPEND.	DEPT. FORECAST	DEPT. REQUEST	MAYOR'S RECOMM.
12200023	CENTRAL SERVICES							
12200023	51000 REGULAR WAGES	\$56,190	\$56,802	\$56,802	\$28,410	\$56,820	\$56,820	\$56,820
12200023	51500 OVERTIME	\$54	\$1,000	\$1,000	\$133	\$1,000	\$1,000	\$900
12200023	52010 POSTAGE	\$69,490	\$75,000	\$75,000	\$25,391	\$75,000	\$75,000	\$64,000
12200023	52570 OTHER REPAIRS & MAINT.	\$1,608	\$3,000	\$3,000	\$0	\$3,000	\$3,000	\$2,700
12200023	52670 COPIER RENTAL	\$32,052	\$50,000	\$50,000	\$13,821	\$50,000	\$50,000	\$45,000
12200023	53160 MISC. EQUIPMENT CHARGES	\$271	\$0	\$0	\$0	\$0	\$0	\$0
12200023	53490 OTHER SUPPLIES	\$8,172	\$20,000	\$20,000	\$3,380	\$20,000	\$20,000	\$15,000
12200023	53495 COFFEE & WATER	\$5,880	\$6,500	\$6,500	\$1,932	\$6,500	\$6,500	\$5,850
12200023	55190 OTHER EQUIPMENT	\$32,868	\$36,800	\$36,800	\$17,656	\$36,800	\$36,800	\$33,120
12200023	55640 SAFTY EQIP.	\$48	\$2,000	\$2,000	\$608	\$2,000	\$2,000	\$1,800
	TOTAL	\$206,633	\$251,102	\$251,102	\$91,331	\$251,120	\$251,120	\$225,190

TAX ASSESSMENT

PERSONNEL DETAIL

	FY-17		FY-18		FY-19		FY-19		FY18/ FY19		FY18/ FY19	
	#	AMOUNT	#	AMOUNT	#	AMOUNT	#	AMOUNT	#	AMOUNT	#	AMOUNT
ASSESSOR	1	\$ 86,541	1	\$ 86,541	1	\$ 86,541	1	\$ 86,541	0	\$ -	0.0%	0.0%
DEP.ASSESSOR / APPRAISER	1	\$ 84,703	1	\$ 84,703	1	\$ 84,703	1	\$ 84,703	0	\$ -	0.0%	0.0%
ASST. to ASSESSOR	1	\$ 58,822	1	\$ 59,714	1	\$ 59,714	1	\$ 59,714	0	\$ -	0.0%	0.0%
ASSMT.DATA ENTRY SPEC. & ASSMT.ANAL.	2	\$ 107,089	2	\$ 108,708	2	\$ 108,708	2	\$ 108,708	0	\$ -	0.0%	0.0%
ASSESSMENT AUDITOR	1	\$ 84,703	1	\$ 84,703	1	\$ 84,703	1	\$ 84,703	0	\$ -	0.0%	0.0%
DEPARTMENT TOTAL	6	\$ 421,858	6	\$ 424,369	6	\$ 424,369	6	\$ 424,369	0	\$ -	0.0%	0.0%

EXPENDITURE DETAIL		FY17	FY18	FY18	FY 18	FY18	FY19	FY19
ACCOUNT #	DESCRIPTION	ACTUAL EXPEND.	ORIGINAL BUDGET	REVISED BUDGET	DEC.31,2017 EXPEND.	DEPT. FORECAST	DEPT. REQUEST	MAYOR'S RECOMM.
12300010	TAX ASSESSMENT							
12300010	51000 REGULAR WAGES	\$421,943	\$424,333	\$424,369	\$207,506	\$424,369	\$424,369	\$424,369
12300010	51500 OVERTIME	\$4,827	\$3,000	\$3,000	\$94	\$3,000	\$3,000	\$3,000
12300010	52210 PRINTING	\$859	\$3,100	\$3,100	\$250	\$3,100	\$5,575	\$3,100
12300010	52250 ADVERTISING	\$396	\$495	\$495	\$0	\$495	\$495	\$495
12300010	52280 MAP PRINTING	\$2,000	\$2,000	\$2,000	\$0	\$2,000	\$10,000	\$10,000
12300010	52310 CONVENTIONS & DUES	\$235	\$255	\$255	\$193	\$255	\$540	\$255
12300010	52330 TRAINING & EDUCATION	\$3,344	\$3,888	\$3,888	\$254	\$3,888	\$4,888	\$3,888
12300010	52480 OTHER PROF. SERVICES	\$450	\$450	\$414	\$0	\$450	\$450	\$450
	TOTAL	\$434,054	\$437,521	\$437,521	\$208,297	\$437,557	\$449,317	\$445,557
12300025	BOARD OF ASSESSMENT APPEALS							
12300025	51500 OVERTIME	\$0	\$2,600	\$2,600	\$0	\$2,600	\$2,600	\$2,600
12300025	52760 STIPENDS	\$3,000	\$3,000	\$3,000	\$0	\$3,000	\$3,000	\$3,000
	TOTAL	\$3,000	\$5,600	\$5,600	\$0	\$5,600	\$5,600	\$5,600

TAX COLLECTION

PERSONNEL DETAIL

	FY-17 REVISED BUD		FY-18 ADJUSTED		FY-19 REQUEST		FY-19 RECOMMENDED		FY18/ FY19 VARIANCE		FY18/ FY19 % VARIANCE	
	#	AMOUNT	#	AMOUNT	#	AMOUNT	#	AMOUNT	#	AMOUNT	#	AMOUNT
REVENUE COLLECTOR												
ADMIN. REV. COLLECTOR	3	\$ 127,727	3	\$ 134,280	3	\$ 141,522	3	\$ 141,522	3	\$ 7,242	0.0%	5.4%
TAX MANAGER	1	\$ 78,000	1	\$ 78,000	1	\$ 78,000	1	\$ 78,000	1	\$ -	0.0%	0.0%
SECRETARY TAX	1	\$ 41,059	1	\$ 43,553	1	\$ 47,174	1	\$ 47,174	1	\$ 3,621	0.0%	8.3%
SR. REVENUE COLLECTOR										\$ -		
TAX COLLECTOR	1	\$ 7,600	1	\$ 7,600	1	\$ 7,600	1	\$ 7,600	1	\$ -	0.0%	0.0%
REVENUE COLLECT. ANAL.I	1	\$ 56,529	1	\$ 56,820	1	\$ 56,820	1	\$ 56,820	1	\$ -	0.0%	0.0%
REVENUE COLLECT. ANAL.II	1	\$ 49,813	1	\$ 50,541	1	\$ 50,541	1	\$ 50,541	1	\$ -	0.0%	0.0%
DEPARTMENT TOTAL	8	\$ 360,728	8	\$ 370,794	8	\$ 381,657	8	\$ 381,657	0	\$ 10,863	0.0%	2.9%

EXPENDITURE DETAIL		FY17	FY18	FY18	FY 18	FY18	FY19	FY19
ACCOUNT #	DESCRIPTION	ACTUAL EXPEND.	ORIGINAL BUDGET	REVISED BUDGET	DEC.31,2017 EXPEND.	DEPT. FORECAST	DEPT. REQUEST	MAYOR'S RECOMM.
12400010	TAX COLLECTOR							
12400010	51000 REGULAR WAGES	\$347,216	\$371,359	\$371,359	\$179,002	\$371,359	\$381,657	\$381,657
12400010	51300 P/T WAGES FLOTER TAX/ASSMT.	\$0	\$0	\$0	\$0	\$0	\$0	\$0
12400010	51500 OVERTIME	\$2,850	\$5,000	\$5,000	\$1,951	\$5,000	\$5,000	\$4,000
12400010	52020 PROSS. & MAIL TAX BILLS	\$30,525	\$30,850	\$30,850	\$30,850	\$30,850	\$31,825	\$31,825
12400010	52210 PRINTING/BINDINGS	\$0	\$500	\$500	\$0	\$0	\$9,422	\$9,422
12400010	52250 ADVERTISING	\$1,148	\$2,500	\$2,500	\$1,263	\$1,346	\$2,500	\$1,500
12400010	52310 CONVENTIONS & DUES	\$0	\$500	\$500	\$0	\$500	\$500	\$500
12400010	52330 TRAINING & EDUCATION	\$0	\$1,000	\$1,000	\$0	\$1,000	\$1,000	\$1,000
12400010	52520 EQUIPMENT REPAIR	\$95	\$250	\$250	\$0	\$250	\$250	\$250
12400010	54260 BAD CHECKS	\$0	\$500	\$500	\$0	\$500	\$500	\$500
12400010	55190 OTHER EQUIP.	\$452	\$500	\$500	\$0	\$500	\$500	\$500
12400010	56390 MOTOR VEHICLE DELIN. TAX FEE	\$450	\$450	\$450	\$0	\$1	\$450	\$450
	TOTAL	\$382,736	\$413,409	\$413,409	\$213,066	\$411,306	\$433,604	\$431,604

EMERGENCY REPORTING SYSTEM (ERS)

PERSONNEL DETAIL

	FY-17		FY-18		FY-19		FY-19		FY18/ FY19		FY18/ FY19	
	#	REVISED BUD AMOUNT	#	ADJUSTED AMOUNT	#	REQUEST AMOUNT	#	RECOMMENDED AMOUNT	#	VARIANCE AMOUNT	#	% VARIANCE AMOUNT
ERS DISPATCHERS	16	\$ 905,622	16	\$ 966,115	16	\$ 964,387	15	\$ 877,947	-1	\$ (88,168)	-6.3%	-9.1%
P/T ERS DISPATCHERS	1	\$ 29,255	1	\$ 29,255	1	\$ 29,255	1	\$ 29,255	0	\$ -	0.0%	0.0%

DEPARTMENT TOTAL

17	\$	934,877	17	\$	995,370	17	\$	993,642	16	\$	907,202	-1	\$	(88,168)	94.1%	-8.9%
----	----	---------	----	----	---------	----	----	---------	----	----	---------	----	----	----------	-------	-------

EXPENDITURE DETAIL		FY17	FY18	FY18	FY 18	FY18	FY19	FY19
ACCOUNT #	DESCRIPTION	ACTUAL EXPEND.	ORIGINAL BUDGET	REVISED BUDGET	DEC.31,2017 EXPEND.	DEPT. FORECAST	DEPT. REQUEST	MAYOR'S RECOMM.
13000010	EMERGENCY REPORTING SYSTEM							
13000010	51000 REGULAR WAGES	\$1,275,991	\$1,318,994	\$1,318,994	\$696,684	\$1,318,994	\$1,320,494	\$1,269,054
13000010	51700 LONGEVITY PMT.	\$5,730	\$6,950	\$6,950	\$5,730	\$6,950	\$6,950	\$6,950
13000010	52150 TELEPHONE EXP.	\$30,035	\$23,400	\$23,400	\$6,914	\$23,400	\$23,400	\$23,400
13000010	52510 MAINTENANCE SERVICES	\$43,957	\$55,750	\$55,750	\$212	\$55,750	\$55,750	\$45,000
13000010	53110 OFFICE SUPPLIES	\$3,980	\$4,800	\$4,800	\$2,957	\$4,800	\$4,800	\$2,000
13000010	54110 HEALTH INSURANCE PREM.	\$250,000	\$250,000	\$250,000	\$0	\$250,000	\$288,400	\$288,400
13000010	54130 FICA - E.R.S. SHARE	\$95,370	\$105,794	\$105,794	\$54,244	\$105,794	\$76,139	\$76,139
13000010	54140 PENSION - CITY SHARE	\$70,476	\$84,177	\$84,177	\$44,030	\$84,177	\$105,640	\$105,640
13000010	55180 SOFTWARE	\$0	\$10,000	\$10,000	\$325	\$10,000	\$10,000	\$8,000
13000010	55190 OTHER EQUIPMENT	\$9,401	\$17,325	\$17,325	\$6,684	\$17,325	\$17,325	\$14,000
	TOTAL	\$1,784,939	\$1,877,190	\$1,877,190	\$817,780	\$1,877,190	\$1,908,898	\$1,838,583

POLICE DEPT.

PERSONNEL DETAIL

	FY-17		FY-18		FY-19		FY-19		FY18/ FY19		FY18/ FY19	
	#	REVISED BUD AMOUNT	#	ADJUSTED AMOUNT	#	REQUEST AMOUNT	#	RECOMMENDED AMOUNT	#	VARIANCE AMOUNT	#	% VARIANCE AMOUNT
CHIEF	1	\$ 129,854	1	\$ 132,434	1	\$ 132,434	1	\$ 132,434	0	\$ -	0.0%	0.0%
DEPUTY CHIEF	1	\$ 118,194	1	\$ 120,557	1	\$ 120,557	1	\$ 120,557	0	\$ -	0.0%	0.0%
Total Administration	2	\$ 248,048	2	\$ 252,991	2	\$ 252,991	2	\$ 252,991	0	\$ -	0.0%	0.0%
PATROL	77	\$ 4,622,446	77	\$ 5,167,184	77	\$ 5,234,118	77	\$ 5,234,118	0	\$ 66,934	0.0%	1.3%
DETECTIVE	14	\$ 1,092,723	15	\$ 1,128,003	15	\$ 1,128,003	15	\$ 1,128,003	0	\$ -	0.0%	0.0%
SERGEANTS	18	\$ 1,321,618	18	\$ 1,429,164	18	\$ 1,429,164	18	\$ 1,429,164	0	\$ -	0.0%	0.0%
LIEUTENANT	5	\$ 419,163	5	\$ 429,340	5	\$ 429,340	5	\$ 429,340	0	\$ -	0.0%	0.0%
CAPTAIN	2	\$ 180,421	2	\$ 185,632	2	\$ 185,632	2	\$ 185,632	0	\$ -	0.0%	0.0%
DET. SERGEANT	3	\$ 239,366	3	\$ 247,090	3	\$ 247,090	3	\$ 247,090	0	\$ -	0.0%	0.0%
Total Operations	119	\$ 7,875,737	120	\$ 8,586,413	120	\$ 8,653,347	120	\$ 8,653,347	0	\$ 66,934	0.0%	0.8%
ADMIN. ASST.	1	\$ 63,960	1	\$ 64,938	1	\$ 64,938	1	\$ 64,938	0	\$ -	0.0%	0.0%
ADMIN. P/R ASST.	1	\$ 63,960	1	\$ 64,938	1	\$ 64,938	1	\$ 64,938	0	\$ -	0.0%	0.0%
ARREST REC. CLK.	1	\$ 47,986	1	\$ 48,734	1	\$ 48,734	1	\$ 48,734	0	\$ -	0.0%	0.0%
COMPUT. OPER. CRIME ANALYST	1	\$ 63,960	1	\$ 64,938	1	\$ 64,938	1	\$ 64,938	0	\$ -	0.0%	0.0%
COMPUTER OPER.	1	\$ 56,347	1	\$ 57,200	1	\$ 57,200	1	\$ 57,200	0	\$ -	0.0%	0.0%
DISPATCH AIDE	1	\$ 49,712	1	\$ 50,461	1	\$ 50,461	0	\$ -	-1	\$ (50,461)	0.0%	-100.0%
POLICE BEN. COOR.	1	\$ 63,960	1	\$ 64,938	1	\$ 64,938	0	\$ -	-1	\$ (64,938)	0.0%	-100.0%
RECORD CLK.	3	\$ 151,029	3	\$ 153,296	3	\$ 153,296	3	\$ 153,296	0	\$ -	0.0%	0.0%
SECRETARY I	1	\$ 51,750	1	\$ 52,541	1	\$ 52,541	1	\$ 52,541	0	\$ -	0.0%	0.0%
Total Support	11	\$ 612,664	11	\$ 621,984	11	\$ 621,984	9	\$ 506,585	-2	\$ (115,399)	-18.2%	-18.6%
DEPARTMENT TOTAL	132	\$ 8,736,449	133	\$ 9,461,388	133	\$ 9,528,322	131	\$ 9,412,923	-2	\$ (48,465)	-1.5%	-0.5%

EXPENDITURE DETAIL		FY17	FY18	FY18	FY 18	FY18	FY19	FY19
ACCOUNT #	DESCRIPTION	ACTUAL EXPEND.	ORIGINAL BUDGET	REVISED BUDGET	DEC.31,2017 EXPEND.	DEPT. FORECAST	DEPT. REQUEST	MAYOR'S RECOMM.
13100010	POLICE DEPT. ADMIN.							
13100010	51000 REGULAR WAGES	\$249,554	\$253,009	\$253,009	\$124,986	\$252,991	\$252,991	\$252,991
13100010	51530 VACATION BUY BACK	\$26,347	\$30,000	\$30,000	\$26,873	\$38,000	\$30,000	\$30,000
13100010	51700 LONGEVITY PMT.	\$28,682	\$30,000	\$30,000	\$13,481	\$30,000	\$30,000	\$30,000
13100010	51801 GAS HEAT	\$0	\$0	\$0	\$0	\$0	\$0	\$0
13100010	52110 ELECTRICITY/TRAFFIC LGTS.	\$33,564	\$42,000	\$42,000	\$16,385	\$35,000	\$42,000	\$40,000
13100010	52150 TELEPHONE	\$218,190	\$170,000	\$170,000	\$77,020	\$169,000	\$170,000	\$170,000
13100010	52220 OUTSIDE PRINTING SERV.	\$2,784	\$2,000	\$2,000	\$99	\$2,500	\$2,000	\$2,000
13100010	52255 RECRUITMENT	\$720	\$8,000	\$8,000	\$0	\$8,000	\$8,000	\$8,000
13100010	52260 OTHER PRINTG. SERV.	\$516	\$800	\$800	\$126	\$800	\$800	\$800
13100010	52310 CONVENTIONS & DUES	\$1,455	\$2,000	\$2,000	\$1,405	\$2,000	\$2,000	\$2,000
13100010	52450 MEDICAL SERVICES	\$11,357	\$15,000	\$15,000	\$9,393	\$20,000	\$15,000	\$15,000
13100010	52630 VEHICLE RENTAL	\$7,386	\$6,900	\$6,900	\$3,026	\$6,900	\$6,900	\$6,900
13100010	52640 OFFICE EQUIP RENTAL	\$58,136	\$34,000	\$34,000	\$23,144	\$46,000	\$34,000	\$34,000
13100010	52650 OTHER RENT	\$16,254	\$7,000	\$7,000	\$7,000	\$18,619	\$18,619	\$18,619
13100010	52730 BOARD PRISONER	\$4,867	\$5,200	\$5,200	\$1,018	\$4,000	\$5,200	\$5,200
13100010	52760 STIPENDS	\$1,160	\$2,500	\$2,500	\$84	\$2,000	\$2,000	\$0
13100010	52770 OTHER CONTRACTUAL SERV.	\$96,030	\$75,000	\$75,000	\$61,939	\$75,000	\$115,000	\$100,000
13100010	52780 UNIFORM ALLOW.ADMIN.	\$3,900	\$4,500	\$4,500	\$2,828	\$4,500	\$4,500	\$4,500
13100010	52820 PSYCH TESTING	\$4,995	\$13,195	\$13,195	\$2,650	\$13,195	\$13,195	\$13,195
13100010	52830 OTHER EXAMINATIONS	\$4,708	\$0	\$0	\$0	\$0	\$7,000	\$7,000
13100010	53130 OTHER SUPPLIES/CRIME PREV.	\$9,575	\$12,000	\$12,000	\$7,461	\$12,000	\$14,000	\$14,000
13100010	53210 AUTO FUEL & FLUIDS	\$111,376	\$220,000	\$220,000	\$20,006	\$220,000	\$220,000	\$220,000
13100010	54320 PYMNTS-OUTSIDE AGENCIES	\$28,388	\$13,825	\$13,825	\$12,000	\$13,825	\$13,825	\$13,825
13100010	54330 OTHER PAYMENTS	\$4,175	\$4,000	\$4,000	\$0	\$4,000	\$4,000	\$4,000
13100010	55650 SWAT EQUIPMENT	\$4,536	\$4,000	\$4,000	\$0	\$4,000	\$4,000	\$4,000
13100010	56180 EDUCATIONAL REIMB.	\$15,594	\$10,000	\$10,000	\$5,041	\$10,000	\$10,000	\$10,000
	TOTAL	\$944,250	\$964,929	\$964,929	\$415,965	\$992,330	\$1,025,030	\$1,006,030

EXPENDITURE DETAIL		FY17	FY18	FY18	FY 18	FY18	FY19	FY19
ACCOUNT #	DESCRIPTION	ACTUAL EXPEND.	ORIGINAL BUDGET	REVISED BUDGET	DEC.31,2017 EXPEND.	DEPT. FORECAST	DEPT. REQUEST	MAYOR'S RECOMM.
13100030	POLICE DEPT. OPERATIONS							
13100030	51000 REGULAR WAGES	\$7,930,195	\$8,586,413	\$8,586,413	\$4,068,185	\$8,586,413	\$8,653,347	\$8,296,520
13100030	51270 EXTRA EARNINGS	\$9,396	\$20,000	\$20,000	\$1,695	\$15,000	\$20,000	\$20,000
13100030	51500 OVERTIME	\$315,257	\$315,000	\$315,000	\$167,972	\$336,626	\$315,000	\$315,000
13100030	51520 P.D. MANPOWER O/T	\$733,744	\$1,300,000	\$1,300,000	\$649,936	\$1,299,190	\$1,300,000	\$1,100,000
13100030	51530 VACATION BUY BACK	\$416,153	\$386,000	\$386,000	\$272,298	\$386,000	\$386,000	\$386,000
13100030	51540 INTERCITY SPECIAL DUTY	\$175,152	\$200,000	\$200,000	\$130,040	\$200,000	\$200,000	\$200,000
13100030	51610 SHIFT DIFFERENTIAL UNIFORM P.D.	\$115,849	\$119,000	\$119,000	\$56,605	\$116,000	\$119,000	\$119,000
13100030	51700 LONGEVITY	\$650,941	\$520,000	\$520,000	\$320,848	\$640,000	\$520,000	\$520,000
13100030	51800 SEPARATION PAY	\$102,328	\$320,000	\$320,000	\$150,681	\$320,000	\$320,000	\$320,000
13100030	51801 WORKER'S COMP.	\$392,625	\$300,000	\$300,000	\$89,055	\$300,000	\$300,000	\$300,000
13100030	52360 BUSINESS EXPENSE	\$1,897	\$6,000	\$6,000	\$0	\$6,000	\$6,000	\$6,000
13100030	52780 UNIFORM ALLOW.- FULL TIME	\$162,609	\$169,000	\$169,000	\$160,736	\$165,000	\$169,376	\$169,376
13100030	53520 BALLISTIC VEST REPLACE.	\$14,796	\$25,152	\$25,152	\$0	\$15,000	\$25,152	\$25,152
	TOTAL	\$11,020,942	\$12,266,565	\$12,266,565	\$6,068,051	\$12,385,229	\$12,333,875	\$11,777,048

EXPENDITURE DETAIL		FY17	FY18	FY18	FY 18	FY18	FY19	FY19
ACCOUNT #	DESCRIPTION	ACTUAL EXPEND.	ORIGINAL BUDGET	REVISED BUDGET	DEC.31,2017 EXPEND.	DEPT. FORECAST	DEPT. REQUEST	MAYOR'S RECOMM.
13100031	POLICE DEPT. SUPPORT							
13100031	51000 REGULAR WAGES	\$595,642	\$621,880	\$621,880	\$291,700	\$621,984	\$621,984	\$506,585
13100031	51300 P/T WAGES CROSS. GRDS.	\$226,688	\$182,000	\$182,000	\$97,514	\$185,000	\$182,000	\$182,000
13100031	51510 P.D. TRAINING O/T	\$54,645	\$60,000	\$60,000	\$27,464	\$60,000	\$60,000	\$60,000
13100031	51801 WOKERS COMP.	\$77	\$0	\$0	\$351	\$0	\$0	\$0
13100031	52320 SUBSCRIPTIONS	\$0	\$400	\$400	\$0	\$400	\$400	\$400
13100031	52330 TRAINING & EDUCATION	\$28,111	\$50,000	\$50,000	\$9,795	\$50,000	\$50,000	\$30,000
13100031	52350 TRAVEL EXPENSE	\$8,070	\$6,000	\$6,000	\$2,422	\$6,000	\$6,000	\$5,000
13100031	52480 OTHER PROF. SERVICES	\$9,898	\$12,000	\$12,000	\$4,080	\$8,000	\$12,000	\$10,000
13100031	52570 OTHER REPAIRS & MAINT.	\$34,253	\$20,000	\$20,000	\$13,474	\$20,000	\$20,000	\$20,000
13100031	52790 UNIFORM ALLOW. - PART TIME	\$2,971	\$9,000	\$9,000	\$0	\$9,000	\$9,000	\$7,000
13100031	53260 TRAFFIC SUPPLIES	\$13,242	\$10,000	\$10,000	\$318	\$10,000	\$10,000	\$8,000
13100031	53450 LAB. SUPPLIES	\$9,515	\$6,000	\$6,000	\$35	\$6,000	\$6,000	\$6,000
13100031	53510 FIREARM SUPPLIES	\$20,527	\$35,748	\$35,748	\$16,438	\$35,748	\$25,748	\$25,748
	TOTAL	\$1,003,641	\$1,013,028	\$1,013,028	\$463,591	\$1,012,132	\$1,003,132	\$860,733

ANIMAL CONTROL

PERSONNEL DETAIL

	FY-17 REVISED BUD		FY-18 ADJUSTED		FY-19 REQUEST		FY-19 RECOMMENDED		FY18/ FY19 VARIANCE		FY18/ FY19 % VARIANCE	
	#	AMOUNT	#	AMOUNT	#	AMOUNT	#	AMOUNT	#	AMOUNT	#	AMOUNT
HUMANE OFFICER	4	\$ 178,132	4	\$ 181,692.00	4	\$ 181,624.00	4	\$ 181,624	0	\$ (68)	0.0%	0%
DEPARTMENT TOTAL	4	\$ 178,132	4	\$ 181,692	4	\$ 181,624	4	\$ 181,624	0	\$ (68)	0.0%	0.0%

EXPENDITURE DETAIL		FY17	FY18	FY18	FY 18	FY18	FY19	FY19
ACCOUNT #	DESCRIPTION	ACTUAL EXPEND.	ORIGINAL BUDGET	REVISED BUDGET	DEC.31,2017 EXPEND.	DEPT. FORECAST	DEPT. REQUEST	MAYOR'S RECOMM.
13202010	ANIMAL CONTROL							
13202010	51000 REGULAR WAGES	\$176,869	\$181,692	\$181,692	\$90,806	\$178,128	\$181,624	\$181,624
13202010	51300 PART TIME WAGES	\$37,811	\$43,472	\$43,472	\$20,559	\$40,000	\$43,472	\$22,000
13202010	51500 OVERTIME	\$10,295	\$14,500	\$14,500	\$7,092	\$12,000	\$14,500	\$14,500
13202010	51530 VAC.BUY BACK	\$3,077	\$3,000	\$3,000	\$0	\$2,500	\$3,000	\$3,000
13202010	51700 LONGEVITY	\$9,857	\$8,000	\$8,000	\$6,341	\$8,000	\$8,000	\$8,000
13202010	51800 SEPAR. PAY	\$0	\$0	\$0	\$0	\$0	\$0	\$0
13202010	52100 UTILITIES	\$10,964	\$19,080	\$19,080	\$7,030	\$18,000	\$14,000	\$14,000
13202010	52250 ADVERTISING	\$562	\$2,000	\$2,000	\$584	\$1,700	\$1,500	\$1,500
13202010	52310 CONVENTIONS & DUES	\$0	\$560	\$560	\$225	\$500	\$560	\$560
13202010	52455 VETERINARY SERVICES	\$14,526	\$21,000	\$21,000	\$13,700	\$18,500	\$21,000	\$21,000
13202010	52780 UNIFORMS- F/T & PT	\$7,420	\$7,420	\$7,420	\$6,131	\$7,420	\$7,420	\$7,420
13202010	52790 UNIFORMS-P/T	\$0	\$0	\$0	\$0	\$0	\$2,762	\$2,762
13202010	53485 DOG FOOD	\$1,571	\$3,000	\$3,000	\$764	\$1,600	\$2,000	\$2,000
13202010	55370 OTHER EQUIPMENT	\$1,445	\$3,750	\$3,750	\$2,114	\$2,400	\$5,000	\$5,000
13202010	56375 SPAY & NEUTER	\$0	\$0	\$0	\$0	\$0	\$0	\$0
	TOTAL	\$274,396	\$307,474	\$307,474	\$155,346	\$290,748	\$304,838	\$283,366

THIS PAGE IS INTENTIONALLY LEFT BLANK

EXPENDITURE DETAIL

ACCOUNT #	DESCRIPTION	FY17 ACTUAL EXPEND.	FY18 ORIGINAL BUDGET	FY18 REVISED BUDGET	FY 18 DEC.31,2017 EXPEND.	FY18 DEPT. FORECAST	FY19 DEPT. REQUEST	FY19 MAYOR'S RECOMM.
13300010	EMERGENCY MANAGEMENT							
13300010	51300 PART TIME WAGES	\$15,495	\$11,948	\$11,948	\$3,000	\$11,948	\$11,948	\$11,948
13300010	52150 TELEPHONE EXP.	\$828	\$1,232	\$1,232	\$0	\$1,232	\$1,232	\$750
13300010	53130 OTHER SUPPLIES	\$0	\$2,332	\$2,332	\$0	\$2,332	\$2,332	\$1,000
13300010	54090 OTHER CHARGES	\$0	\$1,000	\$1,000	\$0	\$1,000	\$1,000	\$500
	TOTAL	\$16,323	\$16,512	\$16,512	\$3,000	\$16,512	\$16,512	\$14,198

PUBLIC WORKS ADMINISTRATION

PERSONNEL DETAIL

	FY-17 REVISED BUD		FY-18 ADJUSTED		FY-19 REQUEST		FY-19 RECOMMENDED		FY18/ FY19 VARIANCE		FY18/ FY19 % VARIANCE	
	#	AMOUNT	#	AMOUNT	#	AMOUNT	#	AMOUNT	#	AMOUNT	#	AMOUNT
COMMISSIONER PUB.WRKS.	1	\$ 102,830	1	\$ 102,830	1	\$ 102,830	1	\$ 95,000	0	\$ (7,830)	0.0%	-7.6%
ASST. TO COMMISSIONER PUB.WRKS.	1	\$ 77,917	1	\$ 77,917	1	\$ 77,917	1	\$ 77,917	0	\$ -	0.0%	0.0%
ADMIN. ASST.PUB.WRKS	1	\$ 55,965	1	\$ 56,802	1	\$ 56,820	1	\$ 56,820	0	\$ 18	0.0%	0.0%
SEC./COMP. OPER.PUB.WRKS	1	\$ 44,808	1	\$ 45,482	1	\$ 45,973	1	\$ 45,973	0	\$ 491	0.0%	1.1%
DEPARTMENT TOTAL	4	\$ 281,520	4	\$ 283,031	4	\$ 283,540	4	\$ 275,710	0	\$ (7,321)	0.0%	-2.6%

EXPENDITURE DETAIL

ACCOUNT #	DESCRIPTION	FY17 ACTUAL EXPEND.	FY18 ORIGINAL BUDGET	FY18 REVISED BUDGET	FY 18 DEC.31,2017 EXPEND.	FY18 DEPT. FORECAST	FY19 DEPT. REQUEST	FY19 MAYOR'S RECOMM.
14000010	PUBLIC WORKS ADMINISTRATION							
14000010	51000 REGULAR WAGES	\$285,851	\$283,031	\$283,031	\$216,393	\$358,000	\$283,540	\$275,710
	P/T WAGES SIDEWLK.&TREE							
14000010	51300 INSPEC.HARBORMASTER	\$10,000	\$10,998	\$10,998	\$6,000	\$9,998	\$10,998	\$10,998
14000010	52680 TOWN ROAD AID	\$283,376	\$300,000	\$300,000	\$26,984	\$300,000	\$300,000	\$300,000
14000010	53460 CLOTHING & UNIFORMS	\$8,457	\$11,250	\$11,250	\$10,080	\$11,250	\$11,250	\$11,250
	TOTAL	\$587,684	\$605,279	\$605,279	\$259,457	\$679,248	\$605,788	\$597,958

ENGINEERING

PERSONNEL DETAIL

	FY-17 REVISED BUD		FY-18 ADJUSTED		FY-19 REQUEST		FY-19 RECOMMENDED		FY18/ FY19 VARIANCE		FY18/ FY19 % VARIANCE	
	#	AMOUNT	#	AMOUNT	#	AMOUNT	#	AMOUNT	#	AMOUNT	#	AMOUNT
CITY ENGINEER	1	\$ 115,515	1	\$ 115,515	1	\$ 115,515	1	\$ 115,515	0	\$ -	0.0%	0.0%
ASST. ENGINEER / SURVEYOR	1	\$ 72,090	1	\$ 95,000	1	\$ 94,994	1	\$ 71,246	0	\$ (23,754)	0.0%	-25.0%
DEPARTMENT TOTAL	2	\$ 187,605	2	\$ 210,515	2	\$ 210,509	2	\$ 186,761	0	\$ (23,754)	0.0%	-11.3%

EXPENDITURE DETAIL

ACCOUNT #	DESCRIPTION	FY17 ACTUAL EXPEND.	FY18 ORIGINAL BUDGET	FY18 REVISED BUDGET	FY 18 DEC.31,2017 EXPEND.	FY18 DEPT. FORECAST	FY19 DEPT. REQUEST	FY19 MAYOR'S RECOMM.
14100010	ENGINEERING							
14100010	51000 REGULAR WAGES	\$159,541	\$210,515	\$210,515	\$134,874	\$189,071	\$210,509	\$186,761
14100010	52310 CONVENTIONS & DUES	\$1,307	\$1,500	\$1,500	\$720	\$1,500	\$1,500	\$1,500
14100010	52335 PROF. LICENSE FEE	\$32,799	\$1,050	\$1,050	\$920	\$1,050	\$1,050	\$1,050
	TOTAL	\$193,646	\$213,065	\$213,065	\$136,514	\$191,621	\$213,059	\$189,311

VEHICLE MAINTENANCE

PERSONNEL DETAIL

	FY-17		FY-18		FY-19		FY-19		FY18/ FY19		FY18/ FY19	
	#	AMOUNT	#	AMOUNT	#	AMOUNT	#	AMOUNT	#	AMOUNT	#	AMOUNT
MECHANIC	3	\$ 173,305	3	\$ 176,864	3	\$ 174,220	3	\$ 175,864	0	\$ (1,000)	0.0%	-0.6%
LD.MAN MECHANIC	1	\$ 51,750	1	\$ 52,541	1	\$ 51,750	1	\$ 57,699	0	\$ 5,158	0.0%	9.8%
WELDER / MECHANIC	1	\$ 59,426	1	\$ 60,320	1	\$ 60,320	1	\$ 60,320	0	\$ -	0.0%	0.0%
CTRL. GARAGE COORD.	1	\$ 58,427	1	\$ 59,301	1	\$ 59,301	1	\$ 59,301	0	\$ -	0.0%	0.0%
VEHICLE MAINT.SUPERINTENDENT	1	\$ 73,237	1	\$ 73,237	1	\$ 73,237	1	\$ 73,237	0	\$ -	0.0%	0.0%
DEPARTMENT TOTAL	7	\$ 416,145	7	\$ 422,263	7	\$ 418,828	7	\$ 426,421	0	\$ 4,158	0.0%	1.0%

EXPENDITURE DETAIL		FY17	FY18	FY18	FY 18	FY18	FY19	FY19
ACCOUNT #	DESCRIPTION	ACTUAL EXPEND.	ORIGINAL BUDGET	REVISED BUDGET	DEC.31,2017 EXPEND.	DEPT. FORECAST	DEPT. REQUEST	MAYOR'S RECOMM.
14404072	VEHICLE MAINTENANCE							
14404072	51000 REGULAR WAGES	\$418,152	\$422,263	\$422,263	\$208,030	\$422,265	\$418,828	\$426,421
14404072	51500 OVERTIME	\$68,859	\$85,000	\$85,000	\$27,635	\$85,000	\$85,000	\$75,000
14404072	52100 UTILITIES	\$47,101	\$48,000	\$48,000	\$14,974	\$50,000	\$50,000	\$50,000
14404072	52310 CONFERENCES/SHOWS	\$499	\$800	\$800	\$195	\$800	\$800	\$800
14404072	52320 TRAINING/DUES/SUBSC	\$1,650	\$3,000	\$3,000	\$300	\$3,000	\$3,000	\$3,000
14404072	52540 MOTOR VEHICLE MAINT.	\$72,545	\$53,900	\$53,900	\$35,613	\$70,000	\$59,900	\$59,900
14404072	52545 SPL. EQUIP. REPAIR	\$39,926	\$40,000	\$40,000	\$11,324	\$40,000	\$49,900	\$40,000
14404072	52550 GROUNDS MAINT.	\$9,406	\$7,980	\$7,980	\$3,711	\$7,980	\$7,980	\$7,980
14404072	52575 EMISSIONS TESTING	\$3,000	\$3,000	\$3,000	\$0	\$3,000	\$3,000	\$0
14404072	52585 TIRE REPAIR & SERV.	\$14,291	\$14,500	\$14,500	\$1,303	\$14,500	\$14,500	\$12,000
14404072	52630 VEHICLE RENTAL	\$5,045	\$5,050	\$5,050	\$0	\$5,050	\$5,050	\$4,000
14404072	52650 OTHER RENT	\$3,585	\$5,050	\$5,050	\$285	\$5,050	\$5,050	\$5,050
14404072	52740 SECURITY SYSTEM	\$3,711	\$2,900	\$2,900	\$390	\$2,900	\$2,900	\$2,900
14404072	52940 HAZARDOUS WASTE DISPOSAL	\$855	\$1,900	\$1,900	\$125	\$1,900	\$1,900	\$1,600
14404072	53210 AUTO FUEL & FLUIDS	\$218,845	\$335,000	\$335,000	\$115,686	\$325,000	\$350,000	\$335,000
14404072	53220 MOTOR VEHICLE PARTS	\$185,866	\$200,000	\$200,000	\$87,049	\$200,000	\$200,000	\$200,000
14404072	53240 TIRES, TUBES & BATTERIES	\$48,649	\$45,000	\$45,000	\$16,786	\$45,000	\$45,000	\$45,000
14404072	53250 TOOLS & MISC EQUIPMENT	\$9,904	\$9,000	\$9,000	\$2,963	\$9,000	\$9,000	\$6,000
14404072	53430 JANTRL. SUPL.	\$108	\$1,000	\$1,000	\$0	\$1,000	\$1,000	\$500
14404072	53445 SAFETY SUPPLIES	\$1,833	\$2,500	\$2,500	\$236	\$2,500	\$2,500	\$2,500
14404072	53530 SNOW REMOV. EQUIPMENT	\$27,598	\$30,000	\$30,000	\$2,434	\$30,000	\$32,000	\$30,000
14404072	53560 BROOMS & SWEEPERS	\$7,493	\$9,000	\$9,000	\$733	\$9,000	\$9,990	\$8,000
14404072	55190 OTHER EQUIPMENT	\$0	\$250	\$250	\$0		\$250	\$250
	TOTAL	\$1,188,922	\$1,325,093	\$1,325,093	\$529,772	\$1,332,945	\$1,357,548	\$1,315,901

COMPOST SITE

PERSONNEL DETAIL

	FY-17 REVISED BUD AMOUNT	FY-18 ADJUSTED AMOUNT	FY-19 REQUEST AMOUNT	FY-19 RECOMMENDED AMOUNT	FY18/ FY19 VARIANCE AMOUNT	FY18/ FY19 % VARIANCE AMOUNT
	#	#	#	#	#	#
SECURITY/WATCH PERS.	\$ 1	\$ 1	\$ 1	\$ 1	0	0.0%
DEPARTMENT TOTAL	0	1	0	1	0	0.0%

EXPENDITURE DETAIL		FY17	FY18	FY18	FY 18	FY18	FY19	FY19
ACCOUNT #	DESCRIPTION	ACTUAL EXPEND.	ORIGINAL BUDGET	REVISED BUDGET	DEC.31,2017 EXPEND.	DEPT. FORECAST	DEPT. REQUEST	MAYOR'S RECOMM.
14505071	COMPOST SITE							
14505071	51000 REGULAR WAGES	\$0	\$1	\$1	\$0	\$1	\$1	\$0
14505071	52740 SECURITY SYSTEM	\$1,942	\$2,000	\$2,000	\$930	\$2,000	\$2,000	\$2,000
14505071	52930 COMPOST SITE	\$2,016	\$8,000	\$8,000	\$6,812	\$12,000	\$12,000	\$12,000
14505071	52940 HAZARDOUS WASTE PICKUP	\$48,810	\$29,000	\$29,000	\$0	\$32,000	\$32,000	\$27,000
	TOTAL	\$52,767	\$39,001	\$39,001	\$7,742	\$46,001	\$46,001	\$41,000
14509971	SOLID WASTE							
14509971	52900 CONDOS TRASH PICKUP	\$216,144	\$215,000	\$215,000	\$108,010	\$234,050	\$235,000	\$235,000
14509971	52910 TRASH PICKUP	\$1,167,167	\$1,212,000	\$1,212,000	\$600,083	\$1,167,167	\$1,272,500	\$1,272,500
14509971	52915 TRASH PICKUP - CITY BUILD.	\$95,960	\$92,000	\$92,000	\$47,837	\$90,500	\$92,000	\$92,000
14509971	52920 TIPPING FEES DISPOSAL	\$1,059,189	\$1,065,000	\$1,065,000	\$419,304	\$1,075,000	\$1,024,000	\$1,024,000
14509971	52941 HAZARDOUS WASTE - CITY	\$2,821	\$5,500	\$5,500	\$902	\$5,500	\$5,500	\$5,500
14509971	52950 RECYCLING PICKUP	\$456,313	\$469,900	\$469,900	\$232,906	\$445,000	\$469,900	\$469,900
14509971	52955 PORTABLE RESTROOMS	\$29,820	\$30,000	\$30,000	\$11,916	\$30,000	\$30,000	\$30,000
	TOTAL	\$3,027,412	\$3,089,400	\$3,089,400	\$1,420,958	\$3,047,217	\$3,128,900	\$3,128,900

GROUNDS & BUILDING MAINTENANCE

PERSONNEL DETAIL

	FY-17		FY-18		FY-19		FY-19		FY18/ FY19		FY18/ FY19	
	#	AMOUNT	#	AMOUNT	#	AMOUNT	#	AMOUNT	#	AMOUNT	#	AMOUNT
UTILITY PERSON	7	\$ 352,999	7	\$ 358,341	7	\$ 357,176	5	\$ 258,335	-2	\$ (100,006)	-28.6%	-27.9%
DRIVER MAINT.	2	\$ 104,582	2	\$ 106,122	2	\$ 106,122	2	\$ 106,122	0	\$ -	0.0%	0.0%
ELECT. MAINT.	1	\$ 73,216	1	\$ 74,298	1	\$ 76,149	1	\$ 76,149	0	\$ 1,851	0.0%	2.5%
CREW LEADER	1	\$ 70,637	1	\$ 71,698	1	\$ 74,901	0	\$ -	-1	\$ (71,698)	-100.0%	-100.0%
DEPARTMENT TOTAL	11	\$ 601,434	11	\$ 610,459	11	\$ 614,348	8	\$ 440,606	-3	\$ (169,853)	-27.3%	-27.8%

EXPENDITURE DETAIL		FY17	FY18	FY18	FY 18	FY18	FY19	FY19
ACCOUNT #	DESCRIPTION	ACTUAL EXPEND.	ORIGINAL BUDGET	REVISED BUDGET	DEC.31,2017 EXPEND.	DEPT. FORECAST	DEPT. REQUEST	MAYOR'S RECOMM.
14606074	GROUNDS MAINTENANCE							
14606074	52510 MAINT. SERV. AGREMT.	\$0	\$3,500	\$3,500	\$1,588	\$3,500	\$3,500	\$3,500
14606074	52580 EQUIP. MAINTENANCE	\$813	\$1,050	\$1,050	\$0	\$1,050	\$1,050	\$1,050
14606074	53265 STREET MARKING PAINT	\$3,844	\$7,500	\$7,500	\$3,841	\$7,500	\$7,500	\$7,500
14606074	53490 OTHER OPER. SUPPLIES	\$5,670	\$6,055	\$6,055	\$1,051	\$6,055	\$6,055	\$6,055
14606074	53555 LIGHT POLE	\$13,924	\$9,975	\$9,975	\$8,130	\$9,975	\$9,975	\$9,975
	TOTAL	\$24,250	\$28,080	\$28,080	\$14,610	\$28,080	\$28,080	\$28,080
14606075	BUILDING MAINTENANCE							
14606075	51000 REGULAR WAGES	\$506,293	\$610,459	\$610,459	\$220,124	\$605,939	\$614,348	\$440,606
14606075	51500 OVERTIME	\$40,620	\$45,000	\$45,000	\$59,467	\$82,000	\$80,000	\$60,000
14606075	52100 UTILITIES	\$562,368	\$540,000	\$540,000	\$253,285	\$540,000	\$540,000	\$520,000
14606075	52500 HVAC MAINTENANCE	\$56,378	\$50,000	\$50,000	\$48,542	\$50,000	\$50,000	\$50,000
14606075	52510 MAINT. SERVICE AGREMT.	\$45,956	\$56,800	\$56,800	\$11,788	\$56,800	\$56,800	\$56,800
14606075	52530 BLDG. MAINTENANCE	\$44,197	\$40,850	\$40,850	\$16,621	\$40,850	\$40,850	\$40,850
14606075	52740 SECURITY SYSTEM	\$13,040	\$15,200	\$15,200	\$4,133	\$15,200	\$15,200	\$9,000
14606075	53430 JANITORIAL SUPPLIES	\$30,143	\$29,995	\$29,995	\$6,372	\$29,995	\$29,995	\$15,000
14606075	53445 SAFETY SUPPLIES	\$979	\$895	\$895	\$323	\$895	\$895	\$895
14606075	53490 OTHER OPER. SUPPLIES	\$411	\$450	\$450	\$0	\$450	\$450	\$450
	TOTAL	\$1,300,386	\$1,389,649	\$1,389,649	\$620,655	\$1,422,129	\$1,428,538	\$1,193,601

HIGHWAY & PARK MAINTENANCE

PERSONNEL DETAIL

	FY-17		FY-18		FY-19		FY-19		FY18/ FY19		FY18/ FY19	
	#	AMOUNT	#	AMOUNT	#	AMOUNT	#	AMOUNT	#	AMOUNT	#	AMOUNT
HIGHWAY DRIVER	16	\$ 879,920	16	\$ 893,232	16	\$ 893,232	16	\$ 893,232	0	\$ -	0.0%	0.0%
HIGHWAY LABORER	8	\$ 407,184	8	\$ 413,336	8	\$ 413,336	8	\$ 413,336	0	\$ -	0.0%	0.0%
EQUIPMENT OPERATOR	5	\$ 297,855	5	\$ 302,330	5	\$ 302,330	5	\$ 302,330	0	\$ -	0.0%	0.0%
PARK MAINTENANCE LABORER	5	\$ 254,490	5	\$ 258,335	5	\$ 258,335	5	\$ 258,335	0	\$ -	0.0%	0.0%
PARK MAINT. MOWER OPERATOR	4	\$ 212,492	4	\$ 215,656	4	\$ 215,656	4	\$ 215,656	0	\$ -	0.0%	0.0%
PARK MAINTENANCE DRIVER	2	\$ 103,376	2	\$ 104,915	2	\$ 111,654	2	\$ 111,654	0	\$ 6,739	0.0%	6.4%
HIGHWAY SUPERINTENDENT	1	\$ 76,461	1	\$ 76,461	1	\$ 76,461	1	\$ 76,461	0	\$ -	0.0%	0.0%
PARK MAINT. SUPERINTENDENT	1	\$ 75,067	1	\$ 75,067	1	\$ 75,067	1	\$ 75,067	0	\$ -	0.0%	0.0%
OPERATOR / DRIVER	1	\$ 59,571	1	\$ 60,466	1	\$ 60,466	1	\$ 60,466	0	\$ -	0.0%	0.0%
RADIO DISPATCH	1	\$ 54,995	1	\$ 55,827	1	\$ 55,827	1	\$ 55,827	0	\$ -	0.0%	0.0%
DEPARTMENT TOTAL	44	\$ 2,421,411	44	\$ 2,455,625	44	\$ 2,462,364	44	\$ 2,462,364	0	\$ 6,739	0.0%	0.3%

EXPENDITURE DETAIL		FY17	FY18	FY18	FY 18	FY18	FY19	FY19
ACCOUNT #	DESCRIPTION	ACTUAL EXPEND.	ORIGINAL BUDGET	REVISED BUDGET	DEC.31,2017 EXPEND.	DEPT. FORECAST	DEPT. REQUEST	MAYOR'S RECOMM.
14704010	HIGHWAYS & PARKS ADMIN							
14704010	51000 REGULAR WAGES	\$2,341,815	\$2,455,625	\$2,455,625	\$1,191,025	\$2,455,625	\$2,462,364	\$2,462,364
14704010	51400 TEMPORARY PAYROLL	\$140,264	\$90,000	\$90,000	\$107,587	\$115,000	\$115,000	\$115,000
14704010	51500 OVERTIME	\$262,007	\$200,000	\$200,000	\$210,361	\$285,000	\$200,000	\$200,000
14704010	51550 STORM EXPENSE	\$118,833	\$115,000	\$115,000	\$251	\$115,000	\$115,000	\$115,000
14704010	51600 SHIFT DIFFERENTI'L CIVILIAN	\$0	\$4,430	\$4,430	\$0	\$750	\$4,430	\$2,000
14704010	52160 STREET LIGHTING	\$935,235	\$775,000	\$775,000	\$376,510	\$775,000	\$775,000	\$725,000
14704010	52550 GROUNDS MAINT.BIKE PATH	\$11,965	\$15,827	\$15,827	\$5,757	\$15,827	\$15,827	\$15,827
14704010	52610 RENTAL OF LAND	\$446	\$600	\$600	\$100	\$600	\$600	\$600
14704010	53380 MISC. CONSTR. SUPPL. HWY.& PRK.	\$52,867	\$55,000	\$55,000	\$19,237	\$60,000	\$60,000	\$55,000
	TOTAL	\$3,863,432	\$3,711,482	\$3,711,482	\$1,910,828	\$3,822,802	\$3,748,221	\$3,690,791
14706010	HIGHWAYS & PARKS ADMIN.							
14706010	52210 PRINTING	\$641	\$650	\$650	\$0	\$650	\$650	\$650
14706010	53445 SAFETY SUPPLIES	\$3,911	\$3,730	\$3,730	\$3,494	\$3,730	\$3,730	\$3,730
	TOTAL	\$4,552	\$4,380	\$4,380	\$3,494	\$4,380	\$4,380	\$4,380

THIS PAGE IS INTENTIONALLY LEFT BLANK

EXPENDITURE DETAIL		FY17	FY18	FY18	FY 18	FY18	FY19	FY19
ACCOUNT #	DESCRIPTION	ACTUAL EXPEND.	ORIGINAL BUDGET	REVISED BUDGET	DEC.31,2017 EXPEND.	DEPT. FORECAST	DEPT. REQUEST	MAYOR'S RECOMM.
14706076	PARKS MAINTENANCE							
14706076	52100 UTILITIES / WATER	\$98,773	\$105,000	\$105,000	\$46,852	\$105,000	\$105,000	\$105,000
14706076	52130 WATER	\$35,531	\$10,000	\$10,000	\$7,068	\$10,000	\$10,000	\$10,000
14706076	52530 BLDG MAINTENANCE	\$5,896	\$6,500	\$6,500	\$1,789	\$6,500	\$6,500	\$6,500
14706076	52550 GROUNDS MAINT.PRKS.& FIELDS	\$63,092	\$55,000	\$55,000	\$28,391	\$65,000	\$65,000	\$65,000
14706076	52740 SECURITY SYSTEM	\$3,920	\$4,410	\$4,410	\$750	\$4,410	\$4,410	\$4,410
	TOTAL	\$207,212	\$180,910	\$180,910	\$84,850	\$190,910	\$190,910	\$190,910
14706077	OUTSIDE CONTRACTORS							
14706077	52570 OTHER REPAIRS / MAINT.	\$72,334	\$50,000	\$50,000	\$38,702	\$55,000	\$55,000	\$55,000
14706077	53380 MISC.CONSTR SUPPLIES	\$14,520	\$15,000	\$15,000	\$4,951	\$15,000	\$15,000	\$15,000
14706077	54095 STORM/ EMER. LOSSES	\$14,823	\$15,000	\$15,000	\$17,855	\$15,000	\$15,000	\$15,000
	TOTAL	\$101,677	\$80,000	\$80,000	\$61,508	\$85,000	\$85,000	\$85,000
14706078	TREE DEPT.							
14706078	52555 TREE MAINTENANCE	\$162,002	\$184,000	\$184,000	\$100,040	\$184,000	\$184,000	\$184,000
14706078	53490 OPER.SUPPLIES	\$0	\$1,000	\$1,000	\$0	\$1,000	\$1,000	\$1,000
14706078	53570 TREES & SHRUBS	\$450	\$2,500	\$2,500	\$0	\$2,500	\$5,000	\$2,500
	TOTAL	\$162,452	\$187,500	\$187,500	\$100,040	\$187,500	\$190,000	\$187,500

HUMAN RESOURCES

PERSONNEL DETAIL

	FY-17		FY-18		FY-19		FY-19		FY18/ FY19		FY18/ FY19	
	#	AMOUNT	#	AMOUNT	#	AMOUNT	#	AMOUNT	#	AMOUNT	#	AMOUNT
YOUTH & FAMILY SERV. DIR.	1	\$ 73,528	1	\$ 73,528	1	\$ 73,528	1	\$ 73,528	0	\$ -	0.0%	0.0%
HUMAN RES. PROG. AID	1	\$ 55,965	1	\$ 56,802	1	\$ 56,820	1	\$ 56,820	0	\$ 18	0.0%	0.0%
PUBLIC RELATIONS INFO. COORD.	1	\$ 56,584	1	\$ 59,714	1	\$ 59,714	1	\$ 59,714	0	\$ -	0.0%	0.0%
COMMISSIONER		\$ 1		\$ 1		\$ 1		\$ 1	0	\$ -		
ADMIN CLK.	1	\$ 46,483	1	\$ 47,174	1	\$ 47,174	1	\$ 47,174	0	\$ -	0.0%	0.0%
DEPARTMENT TOTAL	4	\$ 232,561	4	\$ 237,219	4	\$ 237,237	4	\$ 237,237	0	\$ 18	0.0%	0.0%

EXPENDITURE DETAIL		FY17	FY18	FY18	FY 18	FY18	FY19	FY19
ACCOUNT #	DESCRIPTION	ACTUAL EXPEND.	ORIGINAL BUDGET	REVISED BUDGET	DEC.31,2017 EXPEND.	DEPT. FORECAST	DEPT. REQUEST	MAYOR'S RECOMM.
15000010	HUMAN RESOURCES							
15000010	51000 REGULAR WAGES	\$235,751	\$237,219	\$237,219	\$118,919	\$237,237	\$237,237	\$237,237
15000010	51095 COMMUNITY CENTER ATTENDT.	\$14,085	\$13,500	\$13,500	\$7,575	\$13,500	\$13,500	\$13,500
15000010	51400 SUMMER TEMPORARY PAYROLL	\$13,822	\$15,000	\$15,000	\$7,586	\$15,000	\$15,000	\$14,000
15000010	51500 OVERTIME	\$13,762	\$8,000	\$8,000	\$8,575	\$8,000	\$8,000	\$6,000
15000010	52220 OUTSIDE PRINTING	\$3,050	\$3,000	\$3,000	\$0	\$3,000	\$3,000	\$500
15000010	52810 VETS MEM. DAY SERVS.	\$5,440	\$6,000	\$6,000	\$339	\$6,000	\$6,000	\$6,000
15000010	52840 BAND CONCERTS	\$9,200	\$8,250	\$8,250	\$8,000	\$8,250	\$8,250	\$5,000
15000010	52850 HOLIDAY FESTIVITES	\$2,456	\$6,000	\$6,000	\$4,012	\$6,000	\$6,000	\$4,000
15000010	53490 OPER.SUPPLIES SUMMER TEMPS.	\$0	\$500	\$500	\$0	\$500	\$500	\$0
15000010	53570 BEAUTIFCAT. PROG.	\$17,629	\$2,900	\$2,900	\$0	\$2,900	\$2,900	\$1,500
15000010	54320 OUTSIDE AGEN.REG.MENTAL HEALTH	\$0	\$3,241	\$3,241	\$0	\$3,241	\$3,241	\$0
15000010	54350 N.H TRANSIT FEES & CHARGES	\$0	\$13,580	\$13,580	\$0	\$13,580	\$13,580	\$0
15000010	54470 CLIENT ASSISTANCE	\$1,699	\$10,000	\$10,000	\$910	\$10,000	\$10,000	\$8,000
	TOTAL	\$316,895	\$327,190	\$327,190	\$155,916	\$327,208	\$327,208	\$295,737

ELDERLY SERVICES

PERSONNEL DETAIL

	FY-17		FY-18		FY-19		FY-19		FY18/ FY19		FY18/ FY19	
	#	AMOUNT	#	AMOUNT	#	AMOUNT	#	AMOUNT	#	AMOUNT	#	AMOUNT
DIRECTOR ELDERLY SERVICES	1	\$ 68,177	1	\$ 68,177	1	\$ 68,177	1	\$ 68,177	0	\$ -	0.0%	0.0%
PROGRAM SUPER. ALLTWN SR. CTR.	1	\$ 51,652	1	\$ 51,652	1	\$ 51,652	1	\$ 51,652	0	\$ -	0.0%	0.0%
ADMINISTRATIVE CLERK SENIORS	1	\$ 45,282	1	\$ 45,973	1	\$ 45,973	1	\$ 45,973	0	\$ -	0.0%	0.0%
DEPARTMENT TOTAL	3	\$ 165,111	3	\$ 165,802	3	\$ 165,802	3	\$ 165,802	0	\$ -	0.0%	0.0%

EXPENDITURE DETAIL		FY17	FY18	FY18	FY 18	FY18	FY19	FY19
ACCOUNT #	DESCRIPTION	ACTUAL EXPEND.	ORIGINAL BUDGET	REVISED BUDGET	DEC.31,2017 EXPEND.	DEPT. FORECAST	DEPT. REQUEST	MAYOR'S RECOMM.
15100010	ELDERLY SERVICES							
15100010	51000 REGULAR WAGES	\$165,335	\$165,802	\$165,802	\$80,358	\$165,802	\$165,802	\$165,802
15100010	51100 SR.CNT. P/T (1)	\$15,122	\$15,759	\$15,759	\$7,367	\$15,759	\$15,759	\$15,759
15100010	51110 ALLINGTWN SR.CNT. P/T (2)	\$24,168	\$29,029	\$29,029	\$12,637	\$29,029	\$29,029	\$29,029
15100010	52310 CONVENTIONS & DUES	\$310	\$490	\$490	\$85	\$490	\$490	\$490
15100010	52410 INSTRUCTORS	\$4,588	\$5,487	\$5,487	\$2,840	\$5,480	\$5,480	\$5,480
15100010	52540 MOTOR VEHICLE MAINT.	\$0	\$4,000	\$4,000	\$0	\$4,000	\$4,000	\$1,000
15100010	52630 RENTAL OF VEHICLES	\$0	\$196	\$196	\$0	\$196	\$196	\$196
15100010	52700 TRANSPORTATION CONTRACT	\$254,975	\$261,571	\$261,571	\$95,835	\$261,571	\$261,571	\$261,571
15100010	52710 ELDERLY NUTRITION	\$2,713	\$11,532	\$11,532	\$0	\$4,655	\$4,655	\$4,655
15100010	53490 OTHER OPER. SUPPLIES	\$3,147	\$3,763	\$3,763	\$175	\$3,763	\$3,763	\$3,763
	TOTAL	\$470,358	\$497,629	\$497,629	\$199,297	\$490,745	\$490,745	\$487,745

PARKS & RECREATION SERVICES

PERSONNEL DETAIL

	FY-17		FY-18		FY-19		FY-19		FY18/ FY19		FY18/ FY19	
	#	AMOUNT	#	AMOUNT	#	AMOUNT	#	AMOUNT	#	AMOUNT	#	AMOUNT
RECREATIONAL PROG. COORD.	2	\$ 121,976	2	\$ 121,976	2	\$ 121,976	2	\$ 121,976	0	\$ -	0.0%	0.0%
PARK RECREATION DIRECTOR	1	\$ 79,789	1	\$ 79,789	1	\$ 79,789	1	\$ 79,789	0	\$ -	0.0%	0.0%
POOL/WATERFRONT SUPERVISOR	1	\$ 64,392	1	\$ 64,392	1	\$ 64,392	1	\$ 64,392	0	\$ -	0.0%	0.0%
PROGRAM ACCOUNT CLERK	1	\$ 50,159	1	\$ 50,905	1	\$ 51,162	1	\$ 51,162	0	\$ 257	0.0%	0.5%
DEPARTMENT TOTAL	5	\$ 316,316	5	\$ 317,062	5	\$ 317,319	5	\$ 317,319	0	\$ 257	0.0%	0.1%

EXPENDITURE DETAIL		FY17	FY18	FY18	FY 18	FY18	FY19	FY19
ACCOUNT #	DESCRIPTION	ACTUAL EXPEND.	ORIGINAL BUDGET	REVISED BUDGET	DEC.31,2017 EXPEND.	DEPT. FORECAST	DEPT. REQUEST	MAYOR'S RECOMM.
15202050	RECREATIONAL SERVICES							
15202050	51000 REGULAR WAGES	\$320,627	\$317,062	\$317,062	\$165,040	\$317,327	\$317,319	\$317,319
15202050	51080 RECREATION AIDES	\$37,231	\$39,808	\$39,808	\$31,847	\$38,917	\$39,808	\$39,808
15202050	51130 BEACH CONSTABLES	\$42,740	\$53,750	\$53,750	\$29,310	\$45,000	\$45,000	\$35,000
15202050	51160 SPEC ACTIVITY INSTRUCTORS	\$12,208	\$13,320	\$13,320	\$8,850	\$13,320	\$13,320	\$5,320
15202050	51170 SUPERV. & INSTRUCTORS	\$59,047	\$69,534	\$69,534	\$42,228	\$69,534	\$69,534	\$64,000
15202050	51180 LIFE GUARDS	\$63,084	\$65,000	\$65,000	\$35,044	\$65,000	\$65,000	\$65,000
15202050	51500 OVERTIME	\$6,617	\$12,800	\$12,800	\$9,967	\$12,800	\$12,800	\$12,800
15202050	52230 BEACH STICKERS	\$4,000	\$4,000	\$4,000	\$0	\$1,000	\$4,000	\$4,000
15202050	52310 CONVENTIONS & DUES	\$653	\$750	\$750	\$710	\$710	\$750	\$750
15202050	52530 BLDG MAINTENANCE	\$10,406	\$10,000	\$10,000	\$3,870	\$10,000	\$10,000	\$10,000
15202050	52750 FEES & CHARGES	\$4,963	\$5,080	\$5,080	\$0	\$5,000	\$5,080	\$4,000
15202050	53250 TOOLS & MISC EQUIPMENT	\$2,500	\$2,500	\$2,500	\$0	\$2,500	\$2,500	\$2,500
15202050	53440 MEDICAL SUPPL. FIRST AID KITS	\$0	\$2,600	\$2,600	\$0	\$2,000	\$2,600	\$2,000
15202050	53540 RECREATION SUPPLIES	\$12,031	\$14,000	\$14,000	\$6,213	\$14,000	\$14,000	\$14,000
15202050	54320 OUTSIDE AGEN. W.H. YOUTH ASSOC.	\$21,200	\$21,200	\$21,200	\$0	\$21,200	\$21,200	\$16,200
15202050	55520 RECREATION EQUIPMENT	\$4,800	\$4,800	\$4,800	\$2,000	\$4,800	\$4,800	\$4,800
	TOTAL	\$602,107	\$636,204	\$636,204	\$335,079	\$623,108	\$627,711	\$597,497

THIS PAGE IS INTENTIONALLY LEFT BLANK

EXPENDITURE DETAIL		FY17	FY18	FY18	FY 18	FY18	FY19	FY19
ACCOUNT #	DESCRIPTION	ACTUAL EXPEND.	ORIGINAL BUDGET	REVISED BUDGET	DEC.31,2017 EXPEND.	DEPT. FORECAST	DEPT. REQUEST	MAYOR'S RECOMM.
15202051	DAY CAMP PROGRAM							
15202051	51400 TEMPORARY PAYROLL	\$118,865	\$119,879	\$119,879	\$96,001	\$119,879	\$119,879	\$119,879
15202051	52700 TRANSPORTATION CONTRACT	\$12,161	\$14,660	\$14,660	\$12,234	\$14,660	\$14,660	\$14,660
15202051	52750 FEES & CHARGES	\$5,999	\$6,000	\$6,000	\$5,272	\$6,000	\$6,000	\$6,000
	TOTAL	\$137,024	\$140,539	\$140,539	\$113,507	\$140,539	\$140,539	\$140,539
15202552	BENNETT RINK PROGRAMS							
15202552	52620 RENTAL OF BLDGS.	\$35,000	\$35,000	\$35,000	\$0	\$35,000	\$35,000	\$30,000
	TOTAL	\$35,000	\$35,000	\$35,000	\$0	\$35,000	\$35,000	\$30,000
15202553	AQUATIC PROGRAMS							
15202553	51040 AQUA INSTRUCTORS	\$9,573	\$17,856	\$17,856	\$6,848	\$17,000	\$17,856	\$17,856
15202553	51070 SWIMMING POOL STAFF	\$47,531	\$59,828	\$59,828	\$29,545	\$59,000	\$63,440	\$60,000
15202553	51140 SWIM TEAM COACH	\$17,563	\$22,242	\$22,242	\$9,516	\$22,000	\$24,990	\$22,000
15202553	51300 P / T WAGES POOL CUSTODIANS	\$13,205	\$16,000	\$16,000	\$10,243	\$16,000	\$16,000	\$16,000
15202553	52770 OTHER CONT. SERVICES	\$0	\$6,000	\$6,000	\$0	\$0	\$6,000	\$0
15202553	53540 RECREATION SUPPLIES	\$1,860	\$1,860	\$1,860	\$175	\$1,860	\$1,860	\$1,860
15202553	53545 SPECIAL ACTIVITY SUPPLIES	\$5,880	\$5,880	\$5,880	\$0	\$5,880	\$5,880	\$3,500
	TOTAL	\$95,612	\$129,666	\$129,666	\$56,327	\$121,740	\$136,026	\$121,216

HEALTH

PERSONNEL DETAIL

	FY-17 REVISED BUD		FY-18 ADJUSTED		FY-19 REQUEST		FY-19 RECOMMENDED		FY18/ FY19 VARIANCE		FY18/ FY19 % VARIANCE	
	#	AMOUNT	#	AMOUNT	#	AMOUNT	#	AMOUNT	#	AMOUNT	#	AMOUNT
HEALTH OFFICER	1	\$ 93,111	1	\$93,111	1	\$93,111	1	\$93,111	0	\$ -	0.0%	0.0%
PUB. HEALTH NURSE SUPV.	1	\$ 74,074	1	\$74,074	1	\$74,074	1	\$66,667	0	\$ (7,407)	0.0%	-10.0%
SR. SANITARIAN	1	\$ 73,528	1	\$73,528	1	\$73,528	1	\$73,528	0	\$ -	0.0%	0.0%
SANITARIAN R.S.	1	\$ 61,207	1	\$61,207	1	\$61,207	1	\$61,207	0	\$ -	0.0%	0.0%
SANITARIAN 1	1	\$ 61,207	1	\$61,207	1	\$61,207	1	\$51,207	0	\$ (10,000)	0.0%	-16.3%
DEPARTMENT TOTAL	5	\$ 363,127	5	\$ 363,127	5	\$ 363,127	5	\$ 345,720	0	\$ (17,407)	0.0%	-4.8%

EXPENDITURE DETAIL		FY17	FY18	FY18	FY 18	FY18	FY19	FY19
ACCOUNT #	DESCRIPTION	ACTUAL EXPEND.	ORIGINAL BUDGET	REVISED BUDGET	DEC.31,2017 EXPEND.	DEPT. FORECAST	DEPT. REQUEST	MAYOR'S RECOMM.
15300010	HEALTH DEPARTMENT							
15300010	51000 REGULAR WAGES	\$365,016	\$363,127	\$363,127	\$200,318	\$363,127	\$363,127	\$345,720
15300010	51500 OVERTIME	\$1,126	\$3,000	\$3,000	\$2,252	\$3,000	\$3,000	\$2,000
15300010	52310 CONVENTIONS & DUES	\$450	\$650	\$650	\$629	\$650	\$650	\$0
15300010	52320 SUBSCRIPTIONS	\$0	\$0	\$0	\$0	\$0	\$0	\$0
15300010	52450 MEDICAL SERVICES	\$4,526	\$3,000	\$3,000	\$1,100	\$3,000	\$3,000	\$3,000
15300010	52535 PEST CONTROL	\$1,875	\$3,000	\$3,000	\$5,620	\$3,000	\$3,000	\$3,000
15300010	52780 UNIFORMS-FULL TIME	\$250	\$650	\$650	\$197	\$250	\$250	\$250
15300010	53440 MEDICAL SUPPLIES	\$1,708	\$1,100	\$1,100	\$604	\$1,100	\$1,100	\$1,000
15300010	53490 OTHER SUPPLIES	\$515	\$250	\$250	\$24	\$250	\$250	\$0
	TOTAL	\$375,466	\$374,777	\$374,777	\$210,744	\$374,377	\$374,377	\$354,970

THIS PAGE IS INTENTIONALLY LEFT BLANK

EXPENDITURE DETAIL			FY17	FY18	FY18	FY 18	FY18	FY19	FY19
ACCOUNT #	DESCRIPTION		ACTUAL EXPEND.	ORIGINAL BUDGET	REVISED BUDGET	DEC.31,2017 EXPEND.	DEPT. FORECAST	DEPT. REQUEST	MAYOR'S RECOMM.
16001060	LIBRARY								
16001060	51000 LIBRARY EXPENSES		\$1,596,000	\$1,596,000	\$1,596,000	\$798,000	\$1,596,000	\$1,767,484	\$1,596,000
	TOTAL		\$1,596,000	\$1,596,000	\$1,596,000	\$798,000	\$1,596,000	\$1,767,484	\$1,596,000

EXPENDITURE DETAIL		FY17	FY18	FY18	FY 18	FY18	FY19	FY19
ACCOUNT #	DESCRIPTION	ACTUAL EXPEND.	ORIGINAL BUDGET	REVISED BUDGET	DEC.31,2017 EXPEND.	DEPT. FORECAST	DEPT. REQUEST	MAYOR'S RECOMM.
18009980	CITY INSURANCE PREMIUMS							
18009980	54010 PROPERTY INSURANCE							
18009980	54020 AUTO INS.							
18009980	54030 GEN'L LIABILITY	\$483,746	\$485,977	\$485,977	\$138,627	\$485,977	\$485,977	\$485,977
18009980	54040 UMBRELLA POLICY							
18009980	54050 LAW ENF. PRM.							
18009980	54055 PUBLIC OFFICIALS LIABILITY							
18009980	54060 OTHER PREMIUMS							
	TOTAL	\$483,746	\$485,977	\$485,977	\$138,627	\$485,977	\$485,977	\$485,977
18009981	CITY INSURANCE - RETENTION							
18009981	54210 AUTO DAMAGES	\$52,334	\$50,000	\$50,000	\$38,392	\$80,000	\$60,000	\$50,000
18009981	54230 GENERAL LIABILITY LOSSES	\$241,863	\$200,000	\$200,000	\$152,811	\$280,000	\$250,000	\$250,000
18009981	54250 OTHER LOSSES	\$4,700	\$40,000	\$40,000	\$0	\$40,000	\$40,000	\$40,000
	TOTAL	\$298,896	\$290,000	\$290,000	\$191,203	\$400,000	\$350,000	\$340,000

EXPENDITURE DETAIL		FY17	FY18	FY18	FY 18	FY18	FY19	FY19
ACCOUNT #	DESCRIPTION	ACTUAL EXPEND.	ORIGINAL BUDGET	REVISED BUDGET	DEC.31,2017 EXPEND.	DEPT. FORECAST	DEPT. REQUEST	MAYOR'S RECOMM.
18109982	EMPLOYEE BENEFITS							
18109982	51530 VACATION BUY BACK	\$97,865	\$100,000	\$100,000	\$44,511	\$100,000	\$100,000	\$100,000
18109982	51700 LONGEVITY	\$80,000	\$90,000	\$90,000	\$88,166	\$90,000	\$90,000	\$90,000
18109982	54110 HEALTH INSURANCE PREM.	\$8,617,110	\$7,943,738	\$7,943,738	\$4,755,115	\$8,750,000	\$8,750,000	\$9,583,092
18109982	54120 LIFE INSURANCE PREM.	\$121,723	\$128,684	\$128,684	\$71,905	\$128,684	\$130,000	\$130,000
18109982	54130 FICA-CITY	\$1,345,833	\$1,365,600	\$1,365,600	\$708,526	\$1,365,600	\$1,392,600	\$1,366,000
18109982	54140 401-K - CITY	\$970,532	\$1,034,000	\$1,034,000	\$607,885	\$1,034,000	\$1,200,000	\$1,200,000
18109982	54141 PENSION - POLICE	\$1,850,000	\$2,091,000	\$2,091,000	\$522,750	\$1,927,100	\$1,994,500	\$1,994,500
18109982	54170 LONG TERM DISABIL. PREM.	\$59,243	\$100,000	\$100,000	\$46,337	\$110,000	\$96,000	\$96,000
18109982	56180 EDUCATION REIMBURSEMENT	\$12,807	\$15,000	\$15,000	\$1,000	\$15,000	\$15,000	\$15,000
	TOTAL	\$13,155,112	\$12,868,022	\$12,868,022	\$6,846,195	\$13,520,384	\$13,768,100	\$14,574,592
18109983	STATE MANDATED BENEFITS							
18109983	54160 CT. UNEMPLOYMENT COMP.	\$48,619	\$50,000	\$50,000	\$11,994	\$50,000	\$50,000	\$100,000
18109983	54180 HEART & HYPER COMP.	\$366,622	\$445,000	\$445,000	\$119,861	\$366,621	\$445,000	\$400,000
18109983	54190 WORKER'S COMP PREM.	\$1,892,170	\$1,600,000	\$1,600,000	\$825,339	\$1,650,000	\$1,600,000	\$1,600,000
	TOTAL	\$2,307,412	\$2,095,000	\$2,095,000	\$957,194	\$2,066,621	\$2,095,000	\$2,100,000
18209984	DEBT SERVICE PAYMENTS							
18209984	54510 GEN'L PURPOSE-PRINCIPAL	\$12,503,161	\$14,380,000	\$14,380,000	\$7,130,000	\$12,650,366	\$14,325,000	\$14,325,000
18209984	54520 GEN'L PURPOSE-INTEREST	\$3,124,745	\$4,574,274	\$4,574,274	\$1,668,813	\$3,575,747	\$4,042,329	\$4,062,724
18209984	54530 GEN'L PURPOSE BANS -INTEREST	\$92,123	\$0	\$0	\$98,678	\$98,678	\$109,425	\$109,425
18209984	54640 CLEAN WATERFUND PMTS.	\$1,010,981	\$815,137	\$815,137	\$456,401	\$815,137	\$716,700	\$716,700
18209910	56190 BOND EXPENSE	\$0	\$0	\$0	\$287,381	\$287,381	\$0	\$0
	TOTAL	\$16,731,010	\$19,769,411	\$19,769,411	\$9,641,273	\$17,427,309	\$19,193,454	\$19,213,849
18309910	MED COM							
18309910	54320 PYMNTS-OUTSIDE AGEN.MED. COM.	\$41,844	\$44,844	\$44,844	\$0	\$44,844	\$44,844	\$44,844
	TOTAL	\$41,844	\$44,844	\$44,844	\$0	\$44,844	\$44,844	\$44,844

THIS PAGE IS INTENTIONALLY LEFT BLANK

EXPENDITURE DETAIL			FY17	FY18	FY18	FY 18	FY18	FY19	FY19
ACCOUNT #	DESCRIPTION	ACTUAL EXPEND.	ORIGINAL BUDGET	REVISED BUDGET	DEC.31,2017 EXPEND.	DEPT. FORECAST	DEPT. REQUEST	MAYOR'S RECOMM.	
19009990	CONTINGENCY EXPENSES								
19009990	56010 UNALLOCATED CONTINGENCY	\$0	\$431,739	\$431,739	\$0	\$0	\$450,000	\$500,000	
19009990	52340 MILEAGE ALLOWANCE (city wide)	\$4,044	\$7,000	\$7,000	\$2,739	\$6,000	\$7,000	\$7,000	
19009990	56140 PRIMARY EXPENSE	\$27,527	\$35,000	\$35,000	\$31,834	\$32,000	\$35,000	\$35,000	
19009990	56220 ACTUARIAL STUDY	\$8,513	\$7,500	\$7,500	\$0	\$7,500	\$7,500	\$7,500	
19009990	56305 ELECTION EXPENSE	\$15,428	\$35,000	\$35,000	\$36,369	\$36,368	\$35,000	\$35,000	
19009990	56360 BANK FEES	\$63,389	\$70,000	\$70,000	\$37,764	\$75,000	\$70,000	\$70,000	
19009990	56370 DOG REPORT	\$8,129	\$8,000	\$8,000	\$8,541	\$8,541	\$8,541	\$8,541	
19009990	56410 BRIDGES COMMUNITY SUPPORT	\$0	\$0	\$0	\$0	\$0	\$0	\$0	
19009990	56990 MISCELLANEOUS	\$25,102	\$2,000	\$2,000	\$11,756	\$12,000	\$2,000	\$2,000	
19009990	56997 SEIZED ASSET DEFICIT	\$40,000	\$40,000	\$40,000	\$40,000	\$40,000	\$40,000	\$40,000	
19009990	56999 RESERVE FOR DEFICIT REDUCTION FY 17	\$0	\$0	\$0	\$0	\$0	\$0	\$0	
	TOTAL	\$192,131	\$636,239	\$636,239	\$169,003	\$217,409	\$655,041	\$705,041	
CITY TOTAL		\$68,026,760	\$73,143,259	\$73,143,259	\$35,616,468	\$71,328,461	\$74,021,586	\$72,832,217	
BOARD OF EDUCATION TOTAL		\$89,626,581	\$89,626,581	\$89,626,581	\$39,866,068	\$89,626,581	\$91,347,819	\$90,022,846	
TOAL EXPENSES		\$157,653,341	\$162,769,840	\$162,769,840	\$75,482,536	\$160,955,042	\$165,369,405	\$162,855,063	

THIS PAGE IS INTENTIONALLY LEFT BLANK

CITY OF WEST HAVEN

BOARD OF EDUCATION

FY 19

The following pages submitted by the Board of Education request \$91,347,819 worth of funding for its FY19 budget. The Mayor recommended **\$90,022,846** which is a 0.4% increase over FY18



WEST HAVEN BOARD of EDUCATION

	2015-16 BUDGET	2015-16 ACTUAL	2016-17 BUDGET	2016-17 YTD	2017-18 BUDGET	2017-18 YTD	2018-19 BUDGET
TUITION	7,237,051	7,372,457	7,625,938	7,646,825	7,825,938	6,000,308	7,939,386
STUDENT TRANSPORTATION	5,006,321	5,405,033	5,006,321	5,266,244	5,006,321	2,911,469	5,006,321
SALARIES	51,230,838	50,949,620	52,265,952	52,088,188	52,252,438	28,606,359	53,637,819
OPERATION OF PLANT	3,903,779	3,617,798	3,721,339	3,645,066	3,789,181	2,044,191	3,847,829
BENEFITS & FIXED CHARGES	17,484,260	17,343,065	18,099,372	16,562,558	18,052,171	10,722,202	18,215,805
PURCHASED SERVICES	1,398,159	1,469,450	1,398,159	1,308,200	1,161,159	668,624	1,161,159
INSTRUCTION	1,509,500	1,509,500	1,509,500	1,509,500	1,539,500	1,240,799	1,539,500
TOTAL:	87,769,908	87,666,923	89,626,581	88,026,581	89,626,708	52,193,952	91,347,819

WEST HAVEN BOARD of EDUCATION

		2015-16 BUDGET	2015-16 ACTUAL	2016-17 BUDGET	2016-17 YTD	2017-18 BUDGET	2017-18 YTD	2018-19 BUDGET
TUITION:								2018-19 BUDGET
A01	TUITION	7,237,051	7,372,457	7,625,938	7,646,825	7,825,938	6,000,308	7,939,386
		7,237,051	7,372,457	7,625,938	7,646,825	7,825,938	6,000,308	7,939,386
STUDENT TRANSPORTATION:								
B04	CONTRACTED BUS SERVICE - PUBLIC	2,989,592	2,989,592	2,989,592	2,989,592	2,989,592	1,710,672	2,989,592
B06	BUS SERVICE: NON-PUBLIC SCHOOLS	267,721	267,721	267,721	267,721	267,721	154,604	267,721
B08	TRANSPORTATION: REGIONAL VOC-TECH	229,575	229,575	229,575	229,575	229,575	88,794	229,575
B10	TRANSPORTATION: REGIONAL VOC-AG	72,437	72,437	72,437	72,437	72,437	47,979	72,437
B12	TRANSPORTATION: PHYS. HANDICAPPED	1,341,539	1,740,251	1,341,539	1,601,462	1,341,539	852,281	1,341,539
B16	TRANSPORTATION - STUDENT ACTIVITIES	105,457	105,457	105,457	105,457	105,457	57,139	105,457
		5,006,321	5,405,033	5,006,321	5,266,244	5,006,321	2,911,469	5,006,321

WEST HAVEN BOARD of EDUCATION

		2015-16 BUDGET	2015-16 ACTUAL	2016-17 BUDGET	2016-17 YTD	2017-18 BUDGET	2017-18 YTD	2018-19 BUDGET
SALARIES:								
	# of Employees							
C04	1 SALARY - SUPERINTENDENT	180,948	180,948	184,115	184,115	187,337	144,410	187,337
C06	1 SALARY - ASST. SUPERINTENDENTS	147,267	147,267	149,844	149,844	152,466	115,002	152,466
C07	12 SALARY - CLERICAL: CENTRAL OFFICE	600,371	600,371	581,947	581,947	541,604	534,759	516,604
C10	10 SALARY - PRINCIPALS	1,302,244	1,302,244	1,280,604	1,280,604	1,061,083	649,947	1,081,083
C12	8 SALARY - ASST. PRINCIPALS	894,466	894,446	938,576	938,576	907,040	373,203	929,234
C14	11 SALARY - COORDINATORS/DIRECTORS	943,233	943,233	993,343	993,343	1,120,632	59,733	1,164,632
C16	366 SALARY - CLASSROOM TEACHERS	26,100,795	25,997,810	26,741,339	26,741,339	27,001,022	14,559,983	27,801,720
C18	76 SALARY - SPECIAL EDUCATION TEACHERS	5,535,349	5,535,349	5,811,512	5,811,521	5,888,294	3,331,176	6,088,294
C20	SALARY - ADULT EDUCATION	150,000	150,000	150,000	150,000	150,000	56,732	150,000
C22	SALARY - HOMEBOUND	125,000	125,000	125,000	125,000	125,000	36,345	125,000
C24	48 SALARY - SPECIAL AREA TEACHERS	3,269,020	3,269,020	3,443,439	3,443,439	3,497,489	2,084,264	3,571,489
C26	22 SALARY - PUPIL SERVICES	1,585,002	1,585,002	1,653,351	1,653,351	1,616,661	931,407	1,731,661
C28	17 SALARY - CLERICAL:SECONDARY SCHOOLS	788,027	788,027	763,027	763,027	718,670	444,260	694,353
C30	7 SALARY - CLERICAL:ELEM. SCHOOLS	265,681	265,681	290,681	290,681	290,681	158,891	310,681
C32	SALARY - SUBSTITUTE CLERKS	30,000	30,000	30,000	30,000	30,000	10,030	30,000
C34	SALARY - LUNCH AIDES	300,000	300,000	300,000	300,000	300,000	199,441	300,000
C36	135 SALARY - TEACHER AIDES	3,283,363	3,283,363	3,033,363	3,033,363	2,973,363	1,716,340	3,042,839
C38	SALARY - PARA SUBS-INSTRUCTIONAL AIDES	105,000	105,000	105,000	105,000	105,000	72,761	105,000
C40	2 SALARY - DETACHED WORKER	98,261	98,261	98,261	98,261	98,261	57,103	98,261
C42	SALARY - SUBSTITUTE TEACHERS/INTERNS	656,576	656,576	672,990	672,990	689,815	363,673	689,815
C44	SALARY - SEVERANCE PAY	300,000	300,000	300,000	300,000	300,000	26,287	300,000
C46	16 SALARY - SCHOOL NURSES - PUBLIC	903,970	903,970	924,877	924,877	924,877	523,485	937,524
C48	4 SALARY - SCHOOL NURSES - NON-PUBLIC	131,639	131,639	136,639	136,639	136,639	75,450	142,639
C50	SALARY - SCHOOL PHYSICIAN	50,000	-	50,000	-	-	-	-
C54	SALARY - BUS AIDES	25,000	-	25,000	-	-	-	-
C58	39 SALARY - CUSTODIANS	1,985,336	1,985,336	1,985,336	1,985,336	1,937,336	1,291,600	1,968,019
C60	SALARY - SUBSTITUTE CUSTODIANS	105,000	105,000	105,000	105,000	105,000	2,981	105,000
C62	SALARY - OVERTIME : CUSTODIANS	79,439	79,439	79,638	79,638	79,638	-	79,638
C64	14 SALARY - MAINTENANCE	880,876	880,876	880,876	880,876	882,336	667,835	902,336
C66	SALARY- OVERTIME : MAINTENANCE	56,557	56,557	60,799	60,799	60,799	-	60,799
C68	SALARY - STUDENT ACTIVITY ADVISORS	140,889	92,909	154,978	90,354	154,978	-	154,978
C70	SALARY - ATHLETIC COACHES	195,529	141,400	200,417	162,268	200,417	106,136	200,417
C72	SALARY - COMMUNITY SERVICE: CUSTODIAL	16,000	14,896	16,000	16,000	16,000	13,125	16,000
		51,230,838	50,949,620	52,265,952	52,088,188	52,252,438	28,606,359	53,637,819

WEST HAVEN BOARD of EDUCATION

		2015-16	2015-16	2016-17	2016-17	2017-18	2017-18	2018-19
		BUDGET	ACTUAL	BUDGET	YTD	BUDGET	YTD	BUDGET
OPERATION OF PLANT:								
D02	RECYCLING	20,000	0	20,000	-	-	-	
D04	ELECTRICITY	934,600	934,600	981,330	960,575	1,030,397	710,476	1,058,733
D06	NATURAL GAS	1,000	0	1,000	-	-	-	
D08	WATER	95,797	95,797	98,431	98,431	101,138	62,433	103,919
D10	TELEPHONE & COMMUNICATIONS	335,713	335,713	344,945	338,598	354,431	144,192	364,178
D12	RUBBISH REMOVAL	209,170	209,170	214,922	210,955	220,833	160,973	220,833
D14	CUSTODIAL SUPPLIES	154,438	154,438	158,685	158,685	163,049	8,158	163,049
D16	HEAT FOR BUILDINGS	880,431	615,450	629,395	605,192	646,703	255,458	664,487
D18	EQUIPMENT: OPERATION OF PLANT	45,000	45,000	45,000	45,000	45,000	1,529	45,000
D24	BUILDING SECURITY	388,740	388,740	388,740	388,740	388,740	209,369	388,740
D26	GAS, OIL & GREASE	34,090	34,090	34,090	34,090	34,090	-	34,090
D28	REPAIR TO EQUIPMENT: MTCE	33,250	33,250	33,250	33,250	33,250	29,520	33,250
D30	OTHER EXPENSES: MAINTENANCE	50,000	50,000	50,000	50,000	50,000	1,326	50,000
D32	EQUIPMENT: MAINTENANCE OF PLANT	32,500	32,500	32,500	32,500	32,500	-	32,500
D34	IMPROVEMENT TO SITES	100,000	100,000	100,000	100,000	100,000	65,004	100,000
		3,903,779	3,617,798	3,721,339	3,645,066	3,789,181	2,044,191	3,847,829
BENEFITS & FIXED CHARGES								
E02	CENTRAL OFFICE - TRAVEL	800	800	800	-	800	-	800
E04	CENTRAL OFFICE - DUES & CONF.	7,000	7,000	7,000	8,326	7,000	4,301	7,000
E06	TRAVEL, CONV. & DUES: TCHRS/ADMIN.	50,000	43,029	50,000	31,956	50,000	42,897	50,000
E08	PROFESSIONAL CERTIFICATION REIMB..	46,500	15,300	46,500	19,360	46,500	13,060	46,500
E10	TRAVEL - MAINTENANCE	19,400	0	19,400	-	19,400	-	19,400
E22	MEDICARE ONLY - TAXES	792,456	792,546	832,079	780,522	873,683	444,453	881,908
E24	UNEMPLOYMENT COMPENSATION	100,000	32,450	100,000	35,482	100,000	23,504	100,000
E26	HEALTH INSURANCE: NON-CERT.	4,492,800	4,940,934	4,605,120	4,788,796	4,505,120	2,682,662	4,617,748
E28	LIFE INSURANCE: NON-CERT.	33,620	36,145	45,000	-	45,000	-	45,000
E30	WORKER'S COMPENSATION	1,250,000	961,783	1,250,000	593,373	1,250,000	356,086	1,050,000
		17,484,260	17,343,065	18,099,372	16,562,558	18,052,171	10,722,202	18,215,805
								-
								-

WEST HAVEN BOARD of EDUCATION

		2015-16 BUDGET	2015-16 ACTUAL	2016-17 BUDGET	2016-17 YTD	2017-18 BUDGET	2017-18 YTD	2018-19 BUDGET
								-
								-
								-
PURCHASED SERVICES:								
F01	FOOD SERVICE	0	0	0	-	-	-	-
F02	POSTAGE	90,000	48,801	90,000	51,174	60,000	34,293	60,000
F04	PRINTING AND PUBLISHING	35,000	3,290	35,000	35,000	35,000	745	35,000
F06	PHOTOCOPY SERVICES	296,809	296,800	296,809	296,809	269,809	215,657	269,809
F08	BOARD OF ED. - MISC. EXPENSES	1,350	7,731	1,350	1,350	1,350	-	1,350
F10	DATA PROCESSING SERVICES	78,500	78,500	78,500	78,500	78,500	25,500	78,500
F12	CONSULTANT SERVICES	440,000	440,000	440,000	440,000	260,000	168,520	260,000
F14	SERVICE CONTRACTS	265,000	265,000	265,000	265,000	265,000	175,517	265,000
F18	BOARD OF ED. - OFFICE SUPPLIES	1,800	1,156	1,800	1,800	1,800	-	1,800
F20	CENTRAL OFFICE - SUPPLIES	22,500	22,893	22,500	35,221	22,500	20,540	22,500
F22	CENTRAL OFFICE - MISC. EXPENSE	3,500	92	3,500	2,121	3,500	591	3,500
F26	POLICE AND FIRE	75,000	298,345	75,000	75,000	75,000	1,106	75,000
F28	BOARD OF ED. - DUES & CONFERENCES	25,200	5,903	25,200	25,200	25,200	25,000	25,200
F30	SUBSCRIPTIONS	3,500	939	3,500	1,025	3,500	1,155	3,500
F32	EDWARD BENNETT RINK	0	0	0	-	-	-	-
F34	FRANK FITZGERALD SPORTS COMPLEX	60,000	0	60,000	-	60,000	-	60,000
		1,398,159	1,469,450	1,398,159	1,308,200	1,161,159	668,624	1,161,159
INSTRUCTION:								
G02	SUB FINDER/ANSWERING SERVICE	10,850	10,850	10,850	10,850	10,850	10,850	10,850
G04	REPAIR TO EQUIPMENT: INSTRUCTION	25,000	25,000	25,000	25,000	25,000	12,039	25,000
G06	MISCELLANEOUS EXPENSES	20,000	20,000	20,000	20,000	50,000	15,597	50,000
G08	ELEMENTARY READING DEVELOPMENT	12,000	12,000	12,000	12,000	12,000	11,966	12,000
G10	TEACHING SUPPLIES	314,400	314,400	314,400	314,400	314,400	295,157	314,400
G12	TEXTBOOKS	225,000	225,000	225,000	225,000	225,000	213,712	225,000
G14	PERIODICALS	13,500	13,500	13,500	13,500	13,500	12,000	13,500
G20	CURRICULUM DEVELOPMENT & STAFF DEV.	75,000	75,000	75,000	75,000	75,000	70,506	75,000
G22	LIBRARY BOOKS	67,500	67,500	67,500	67,500	67,500	41,810	67,500
G24	OTHER LIBRARY EXPENSE	5,000	5,000	5,000	5,000	5,000	3,243	5,000
G26	EQUIPMENT: NON-INSTRUCTIONAL	50,000	50,000	50,000	50,000	50,000	35,999	50,000
G28	EQUIPMENT: INSTRUCTIONAL	50,000	50,000	50,000	50,000	50,000	14,064	50,000
G29	TECHNOLOGY	320,000	320,000	320,000	320,000	320,000	279,535	320,000
G30	PSYCHIATRIC SERVICES	0	0	0	-	-	-	-
G32	MEDICAL SERVICES: SUPPLIES	11,500	11,500	11,500	11,500	11,500	3,736	11,500
G34	MEDICAL SERVICES: MISC. EXPENSE	25,000	25,000	25,000	25,000	25,000	16,677	25,000
G36	EQUIPMENT: MEDICAL SERVICES	10,000	10,000	10,000	10,000	10,000	3,493	10,000
G38	EQUIPMENT AND SUPPLIES: ACTIVITIES	100,000	100,000	100,000	100,000	100,000	65,250	100,000
		1,509,500	1,509,500	1,509,500	1,509,500	1,539,500	1,240,799	1,539,500

Note: Prior year actuals are based on audited general purpose financial statements

THIS PAGE IS INTENTIONALLY LEFT BLANK

THIS PAGE IS INTENTIONALLY LEFT BLANK

CITY OF WEST HAVEN

SPECIAL REVENUE FUND BUDGET

FY 19

EDWARD L. BENNETT RINK FUND

SEWER USE OPERATING FUND

FITZGERALD SPORTS COMPLEX FUND

FOOD SERVICE AND CAFETERIA

SAVIN ROCK CONFER. CENTER

ADULT DAY CENTER FUND

BENNETT RINK BUDGET

		2015-16	2015-16	2016-17	2016-17	2017-18	2017-18	2018-19
		BUDGET	YTD	BUDGET	YTD	BUDGET	DEC YTD	BUDGET
Expenditure Accounts:								
61120-5	RINK MANAGER	79,033.00	84,440.15	85,000.00	82,790.00	85,000.00	57,434.00	85,850.00
61021	TICKET SELLERS	600.00	-	-	-	-	-	-
61020	TICKET TAKERS	600.00	-	-	-	-	-	-
61022	SKATING CONTROL GUARDS	3,600.00	2,630.00	3,600.00	805.00	3,600.00	245.00	3,600.00
61023	EVENT STAFF	7,000.00	5,385.00	7,500.00	4,620.00	7,500.00	200.00	7,500.00
61120-8	CUSTODIAL & MAINTENANCE	50,000.00	46,681.65	50,000.00	43,070.00	50,000.00	47,153.00	50,000.00
61122	CLERICAL	10,000.00	450.00	10,000.00	-	10,000.00	-	10,000.00
61320	OVERTIME	-	-	-	-	-	-	-
65400	POSTAGE, ADVERTISING, PRINTING	-	116.00	-	-	-	-	-
66220	ELECTRICITY	120,000.00	100,373.00	120,000.00	101,276.00	120,000.00	61,486.00	120,000.00
66250	GAS/HEAT	30,000.00	26,913.00	32,000.00	13,553.00	32,000.00	6,380.00	32,000.00
65300	TELEPHONE & COMMUNICATIONS	750.00	223.00	750.00	417.36	750.00	401.00	750.00
62150	LIFE INSURANCE	720.00	-	720.00	-	720.00	-	720.00
62200	SOCIAL SECURITY	6,500.00	5,974.65	6,500.00	6,101.00	6,500.00	-	6,500.00
62000	HEALTH & HOSPITAL INSURANCE	26,000.00	-	26,000.00	-	26,000.00	-	26,000.00
66800	OFFICE SUPPLIES	2,750.00	-	2,750.00	-	2,750.00	-	2,750.00
66130	MISC. MATERIALS & SUPPLIES	13,900.00	14,081.00	15,000.00	13,267.00	15,000.00	9,988.00	15,000.00
67330	MACHINERY & EQUIPMENT	50,000.00	56,769.00	60,000.00	49,818.00	65,000.00	-	65,000.00
64300	REPAIRS & MAINTENANCE	35,000.00	-	35,000.00	35,817.00	40,000.00	34,189.00	40,000.00
OTHER MACHINERY & EQUIPMENT								
		436,453.00	344,036.45	454,820.00	351,534.36	464,820.00	217,476.00	465,670.00

Revenue Accounts

46110	PUBLIC SKATING	-	9,945.00	-	3,400.00	-	-	-
46111	RINK RENTAL	475,000.00	403,937.00	475,000.00	343,137.00	475,000.00	51,357.00	475,000.00
46121	SKATE RENTAL	-	-	-	-	-	-	-
46122	FOOD CONCESSION	11,000.00	9,010.00	11,000.00	5,000.00	11,000.00	-	11,000.00
46123	GAME MACHINES	-	-	-	-	-	-	-
	ADVERTISING	2,400.00	-	2,400.00	-	2,400.00	-	2,400.00
	OPERATING TRANSFERS	-	-	-	-	-	-	-
		488,400.00	422,892.00	488,400.00	351,537.00	488,400.00	51,357.00	488,400.00

THIS PAGE IS INTENTIONALLY LEFT BLANK

SEWER USE OPERATING FUND			FY18	FY18	FY18	FY18	FY19	FY19
			BUDGET	BUDGET	DEC YTD	DEPT.	DEPT.	MAYOR'S
	ACCOUNT#	DESCRIPTION	APPROVED	ADJUSTED	ACTUAL	FORECAST	REQUEST	RECOMMEN.
	REVENUE							
24048046	46610	sewer use fee revenue	\$ 11,101,703	\$ 11,101,703	\$ 7,287,826	\$ 11,101,703	\$ 11,102,011	\$ 11,097,768
24048046	46620	prior year levy	\$ 50,000	\$ 50,000	\$ 32,086	\$ 50,000	\$ 50,000	\$ 50,000
24048046	46630	interest, liens-current	\$ 30,000	\$ 30,000	\$ 28,504	\$ 30,000	\$ 30,000	\$ 30,000
24048046	46640	interest, liens, delinquent	\$ 10,000	\$ 10,000	\$ 16,235	\$ 10,000	\$ 18,000	\$ 18,000
24048046	46650	septage disposal	\$ -	\$ -	\$ -	\$ -	\$ -	\$ -
24048046	46670	orange share serv chg.	\$ 350,000	\$ 350,000		\$ 375,000	\$ 375,000	\$ 375,000
24048046	47675	orange cwf	\$ 156,425	\$ 156,425	\$ 78,212	\$ 156,425	\$ 156,425	\$ 156,425
24048046	47680	nitro	\$ 90,000	\$ 90,000	\$ 91,699	\$ 70,000	\$ 70,000	\$ 70,000
24048046	47900	miscellaneous	\$ -	\$ -		\$ -	\$ -	\$ -
		TOTAL REVENUE	\$ 11,788,128	\$ 11,788,128	\$ 7,534,562	\$ 11,793,128	\$ 11,801,436	\$ 11,797,193
		EXPENSES						
24048037	51000	regular wages	\$ 200,233	\$ 200,233	\$ 53,682	\$ 200,233	\$ 116,233	\$ 116,233
24048037	51050	sewer board clerk	\$ 5,743	\$ 5,743	\$ 1,149	\$ 5,743	\$ 5,743	\$ 1,500
24048037	52150	telephone & electricity						
24048037	52360	business expense	\$ 12,000	\$ 12,000	\$ 3,022	\$ 12,000	\$ 12,000	\$ 12,000
24048037	52420	financial services	\$ 55,166	\$ 55,166	\$ 55,166	\$ 55,166	\$ 55,166	\$ 55,166
24048037	52440	engineering services	\$ 400,000	\$ 400,000	\$ 111,128	\$ 400,000	\$ 400,000	\$ 400,000
24048037	52582	dawson ave.						
24048037	52580	equipment maint.	\$ 220,000	\$ 220,000	\$ 157,091	\$ 220,000	\$ 220,000	\$ 220,000
24048037	52750	state permit	\$ 7,000	\$ 7,000	\$ -	\$ 7,000	\$ 7,000	\$ 7,000
24048037	53200	heating oil			\$ 2,484			
24048037	54100	fringe benefits	\$ 15,318	\$ 15,318	\$ 4,058	\$ 15,318	\$ 15,318	\$ 15,318
24048037	54640	cwf debt serv. (existing)	\$ 815,137	\$ 815,137	\$ 815,136	\$ 815,137	\$ 716,701	\$ 716,701
24048037	55710	capital improv.-plant	\$ 400,000	\$ 400,000	\$ 116,812	\$ 400,000	\$ 400,000	\$ 400,000
24048037	55720	cap. improv-collection	\$ 700,000	\$ 700,000	\$ 67,630	\$ 700,000	\$ 500,000	\$ 500,000
24048037	55740	chemical feed (ORPS)	\$ 40,000	\$ 40,000	\$ 766	\$ 40,000	\$ 40,000	\$ 40,000
24048037	55745	nitrogen credits						
24048037	55747	nitrogen chemical	\$ 120,000	\$ 120,000		\$ 120,000	\$ 120,000	\$ 120,000
24048037	55749	clean water (new)	\$ 1,797,987	\$ 1,797,987	\$ 1,048,826	\$ 1,797,987	\$ 1,797,987	\$ 1,797,987
24048037	56010	contingency/Reserve for Deficit	\$ 450,000	\$ 450,000		\$ 450,000	\$ 450,000	\$ 450,000
24048037	56990	oder control debt serv.	\$ 525,000	\$ 525,000	\$ 356,280	\$ 525,000	\$ 525,000	\$ 525,000
		TOTAL	\$ 5,763,584	\$ 5,763,584	\$ 2,793,230	\$ 5,763,584	\$ 5,381,148	\$ 5,376,905

SEWER USE OPERATING FUND			FY18	FY18	FY17	FY18	FY19	FY19
			BUDGET	BUDGET	DEC YTD	BUDGET	DEPT.	MAYOR'S
	ACCOUNT#	DESCRIPTION	APPROVED	ADJUSTED	ACTUAL	ADJUSTED	REQUEST	RECOMMEN.
24048040	51000	reg. wages	\$ 1,732,544	\$ 1,732,544	\$ 762,790	\$ 1,732,544	\$ 1,767,135	\$ 1,767,135
24048040	51500	overtime	\$ 300,000	\$ 300,000	\$ 251,257	\$ 300,000	\$ 486,153	\$ 486,153
24048040	52100	gas heat	\$ 65,000	\$ 65,000	\$ 6,777	\$ 65,000	\$ 65,000	\$ 65,000
24048040	52105	gases	\$ 10,000	\$ 10,000	\$ 1,604	\$ 10,000	\$ 10,000	\$ 10,000
24048040	52110	electricit	\$ 1,200,000	\$ 1,200,000	\$ 453,633	\$ 1,200,000	\$ 1,200,000	\$ 1,200,000
24048040	52130	water	\$ 175,000	\$ 175,000	\$ 74,436	\$ 175,000	\$ 180,000	\$ 180,000
24048040	52150	telephone	\$ 12,000	\$ 12,000	\$ 3,734	\$ 12,000	\$ 12,000	\$ 12,000
24048040	52510	maint. Serv.	\$ 80,000	\$ 80,000	\$ 30,649	\$ 80,000	\$ 80,000	\$ 80,000
24048040	52540	m.v. maint.	\$ 35,000	\$ 35,000	\$ 13,716	\$ 35,000	\$ 35,000	\$ 35,000
24048040	52650	other rent	\$ 5,000	\$ 5,000	\$ 1,945	\$ 5,000	\$ 5,000	\$ 5,000
24048040	52770	other serv.	\$ 200,000	\$ 200,000	\$ 122,112	\$ 200,000	\$ 200,000	\$ 200,000
24048040	52910	trsh. Pickup	\$ 15,000	\$ 15,000	\$ 3,694	\$ 15,000	\$ 15,000	\$ 15,000
24048040	53000	supp & mat.	\$ 200,000	\$ 200,000	\$ 79,090	\$ 200,000	\$ 200,000	\$ 200,000
24048040	53200	heat oil	\$ 500,000	\$ 500,000	\$ 188,611	\$ 500,000	\$ 600,000	\$ 600,000
24048040	53210	auto fuel	\$ 25,000	\$ 25,000	\$ 5,772	\$ 25,000	\$ 25,000	\$ 25,000
24048040	53250	misc equip	\$ 50,000	\$ 50,000	\$ 7,635	\$ 50,000	\$ 50,000	\$ 50,000
24048040	53430	jantrl suppl	\$ 15,000	\$ 15,000	\$ 10,011	\$ 15,000	\$ 15,000	\$ 15,000
24048040	53435	chemicals	\$ 135,000	\$ 135,000	\$ 51,387	\$ 135,000	\$ 135,000	\$ 135,000
24048040	53445	safty suppl	\$ 10,000	\$ 10,000	\$ 412	\$ 10,000	\$ 10,000	\$ 10,000
24048040	53450	lab suppl	\$ 60,000	\$ 60,000	\$ 25,753	\$ 60,000	\$ 60,000	\$ 60,000
24048040	53460	cloth & unif	\$ 35,000	\$ 35,000	\$ 12,935	\$ 35,000	\$ 35,000	\$ 35,000
24048040	54100	fringe ben	\$ 600,000	\$ 600,000	\$ 228,476	\$ 600,000	\$ 650,000	\$ 650,000
24048040	54130	fica	\$ 140,000	\$ 140,000	\$ 81,337	\$ 140,000	\$ 160,000	\$ 160,000
24048040	54232	gen. liabil.	\$ 200,000	\$ 200,000	\$ 47,968	\$ 200,000	\$ 200,000	\$ 200,000
24048040	54735	Worker's Compensation	\$ 50,000	\$ 50,000	\$ 44,806	\$ 50,000	\$ 50,000	\$ 50,000
24048040	55747	nitrogen chem.						
24048040	56215	outside svcs	\$ 175,000	\$ 175,000	\$ 47,286	\$ 175,000	\$ 175,000	\$ 175,000
24048040	56990	misc						
		TOTAL	\$ 6,024,544	\$ 6,024,544	\$ 2,557,825	\$ 6,024,544	\$ 6,420,288	\$ 6,420,288
		TOTAL EXPENSE	\$ 11,788,128	\$ 11,788,128	\$ 5,351,055	\$ 11,788,128	\$ 11,801,436	\$ 11,797,193

FITZGERALD SPORTS COMPLEX FUND

	2015-2016 BUDGET	2016-17 BUDGET	2016-17 ACTUAL	2017-18 BUDGET	2018-19 BUDGET
EXPENDITURES:					
611208 SALARY: WORKING FOREMAN	-	-		-	
610206 SALARY: TEMPORARY PERSONNEL	6,000.00	6,000.00		6,000.00	6,000.00
610208 SALARY: PT SECURITY	40,000.00	50,000.00	14,665.00	55,000.00	55,000.00
62200 SOCIAL SECURITY		-	-	-	-
62000 HEALTH & HOSPITAL INSURANCE		-	-	-	-
64240 LAWN CARE SERVICES	12,000.00	15,000.00	12,196.00	15,000.00	15,000.00
64300 REPAIRS & MAINTENANCE	7,000.00	20,000.00	-	25,000.00	25,000.00
65300 COMMUNICATIONS	850.00	850.00	560.00	850.00	850.00
65910 PURCHASED SERVICES	8,500.00	8,500.00	8,286.00	8,500.00	8,500.00
65920 GAME PERSONNEL	8,500.00	8,500.00	8,948.00	8,500.00	8,500.00
66130 MAINTENANCE/OFFICE SUPPLIES	8,000.00	25,000.00	3,987.00	30,000.00	25,000.00
66220 ELECTRICITY	17,000.00	17,000.00	8,746.00	20,000.00	17,000.00
Total Expenditures	107,850.00	150,850.00	57,388.00	168,850.00	160,850.00
REVENUE					
46210 RENTALS	16,000.00	16,000.00	11,150.00	16,000.00	16,000.00
46220 CONCESSIONS	10,000.00	10,000.00	4,000.00	10,000.00	10,000.00
46250 WHHS ATHLETIC EVENTS	32,000.00	32,000.00	41,638.00	32,000.00	32,000.00
46230 C.I.A.C.	7,000.00	7,000.00	600.00	7,000.00	7,000.00
ADVERTISING	4,100.00	4,100.00		4,100.00	4,100.00
Total Revenue	69,100.00	69,100.00	57,388.00	69,100.00	69,100.00

FOOD SERVICE AND CAFETERIA

ACCT. #	<u>2018-19</u>
FOOD SERVICE & CAFETERIA REVENUE	Request
3050 Revenue from Food Service	2,643,731
<hr/>	
TOTAL REVENUE	2,643,731

ACCT. # FOOD SERVICE & CAFETERIA	<u>2018-19</u>
EXPENDITURES	Request
6010 Employee Salaries	1,052,845
6600 Commissary Purchases	1,000,000
6675 Repairs To Equipment	12,500
6700 Social Security	65,278
6725 Employee Insurance	265,329
6750 Postage and Stationary	100
6775 Pest Control	2,500
6800 Contracted Services	4,000
6850 Travel Expense	600
6950 Uniform Allowance	3,000
6960 Police Fee/F.B.I.	500
6975 Machinery and Equipment	25,000
7000 Contingency	3,000
<hr/>	
TOTAL FOOD SERVICE EXPENSE	2,434,652
TOTAL FOOD SERVICE REVENUE	2,643,731
TOTAL FOOD SERVICE EXPENSE	2,434,652
Net Gain (Loss)	209,080

SAVIN ROCK CONFERENCE CENTER									
			FY17	FY18	FY18	FY18	FY18	FY19	FY19
				OPERATING	REVISED	DEC. YTD	DEPT.	DEPT.	MAYOR'S
ACCOUNT #		DESCRIPTION	ACTUAL	BUDGET	BUDGET	ACTUAL	FORECAST	REQUEST	RECOMM.
REVENUE									
25458044	44200	RENTS & CONCESSIONS	\$ 126,322	\$ 131,000	\$ 131,000	\$ 37,464	\$ 120,000	\$ 131,000	\$ 120,000
		CONTR. FROM FUND BAL.							
		TOTAL	\$ 126,322	\$ 131,000	\$ 131,000	\$ 37,464	\$ 120,000	\$ 131,000	\$ 120,000
EXPENSE									
25458010	51300	PART TIME WAGES	\$ 3,544	\$ 5,000	\$ 5,000	\$ -	\$ 4,000	\$ 4,000	\$ 4,000
25458010	51500	OVERTIME	\$ 60,173	\$ 60,000	\$ 60,000	\$ 6,533	\$ 46,400	\$ 46,400	\$ 46,400
25458010	52100	UTILITIES	\$ 22	\$ 4,000	\$ 4,000	\$ 2,707	\$ 4,000	\$ 4,000	\$ 4,000
25458010	52110	ELECTRICITY	\$ 35,588	\$ 40,000	\$ 40,000	\$ 17,794	\$ 40,000	\$ 40,000	\$ 40,000
25458010	52130	WATER	\$ 9,172	\$ 7,000	\$ 7,000	\$ 1,437	\$ 7,000	\$ 7,000	\$ 7,000
25458010	52150	TELEPHONE	\$ 8,383	\$ 1,300	\$ 1,300	\$ 358	\$ 1,300	\$ 1,800	\$ 1,300
25458010	52250	ADVERTISING		\$ -	\$ -			\$ -	
25458010	52530	BUILDING MAINT.	\$ 5,527	\$ 2,400	\$ 2,400	\$ 2,289	\$ 6,000	\$ 6,000	\$ 6,000
25458010	52550	GROUNDS MAINT.	\$ 2,800	\$ 4,500	\$ 4,500	\$ 2,050	\$ 4,500	\$ 4,500	\$ 4,500
25458010	52740	SECURITY SYSTEM	\$ 2,085	\$ 2,800	\$ 2,800	\$ 1,078	\$ 2,800	\$ 2,800	\$ 2,800
25458010	52770	OTHER SERVICES	\$ 2,996	\$ 2,800	\$ 2,800	\$ 2,945	\$ 2,800	\$ 2,800	\$ 2,800
25458010	53130	OTHER SUPPLIES	\$ 3,608	\$ 1,200	\$ 1,200	\$ -	\$ 1,200	\$ 1,200	\$ 1,200
25458010	54130	FICA-CITY	\$ -	\$ -	\$ -	\$ -	\$ -	\$ -	\$ -
25458010	55670	OTHER EQUIPMENT	\$ 866	\$ -	\$ -	\$ -		\$ -	\$ -
		TOTAL	\$ 134,764	\$ 131,000	\$ 131,000	\$ 37,191	\$ 120,000	\$ 120,500	\$ 120,000

ADULT DAY CARE									
			FY17	FY18	FY18	FY18	FY18	FY19	FY19
				COUNCIL	REVISED	DEC. YTD	DEPT.	DEPT.	MAYOR'S
ACCOUNT #		DESCRIPTION	ACTUAL	APPROVED	BUDGET	ACTUAL	FORECAST	REQUEST	RECOMM.
REVENUE									
21450045	45290	STATE GRANT	\$ 109,267	\$ 90,000	\$ 90,000	\$ 16,595	\$ 37,000	\$ 90,000	\$ -
21450045	45300	LOCAL GRANT	\$ 13,144	\$ 12,000	\$ 12,000	\$ 13,448	\$ 30,000	\$ 35,000	\$ -
21450045	45360	CDBG GRANT	\$ -	\$ -	\$ -	\$ -			\$ -
21450046	46971	CLIENT CONTRIBUTION	\$ 44,697	\$ 65,000	\$ 65,000	\$ 13,250	\$ 30,000	\$ 30,000	\$ -
21450048	48100	OPERATING TRANS FRM. CITY	\$ -	\$ 100,000	\$ 100,000	\$ -		\$ 124,735	\$ -
		TOTAL	\$ 167,108	\$ 267,000	\$ 267,000	\$ 43,293	\$ 97,000	\$ 279,735	\$ -
EXPENSE									
21450011	51000	REGULAR WAGES	\$ 260,561	\$ 255,282	\$ 255,282	\$ 126,850	\$ 259,785	\$ 259,785	
21450011	52310	CONVENTIONS & DUES	\$ 550	\$ 600	\$ 600	\$ -	\$ 600	\$ 600	
21450011	52350	TRAVEL EXPENSE	\$ -	\$ 100	\$ 100	\$ -	\$ 100	\$ 100	
21450011	52480	PROFESSIONAL SERVICE	\$ 5,940	\$ 6,000	\$ 6,000	\$ 3,330	\$ 6,000	\$ 6,000	
21450011	52540	MOTOR VEHICLE MAINT.	\$ -	\$ -	\$ -	\$ -	\$ -	\$ -	
21450011	52960	COMMUNICATIONS	\$ -	\$ -	\$ -	\$ -	\$ -	\$ -	
21450011	53480	FOOD	\$ 12,427	\$ 13,200	\$ 13,200	\$ 3,749	\$ 13,200	\$ 13,200	
21450011	53550	OTHER SUPPLIES & EQUIP.	\$ 250	\$ 50	\$ 50	\$ -	\$ 50	\$ 50	
21450011	54100	FRINGE BENEFITS	\$ -	\$ -	\$ -	\$ -	\$ -	\$ -	
		TOTAL	\$ 279,728	\$ 275,232	\$ 275,232	\$ 133,929	\$ 279,735	\$ 279,735	\$ -

CITY OF WEST HAVEN

CAPITAL AND NON-RECURRING FUND

FY 19

SOURCE OF FUNDING: \$0.15 MILL RATE GENERATING \$404,500



CAPITAL NON-RECURRING

ORG.	OBJ.-PROJ.	DESCRIPTION	FY18	FY19	FY19
			APPROVED BUDGET	DEPT.REQ. BUDGET	MAYOR RECOMEN.
GENERAL GOVERNMENT					
35500000	56999-14003	RESERVE FOR DEFICIT CAP. NON-RECURRING	\$ -	\$ -	\$ -
35500000	55806-17001	PLAN OF CONSERVATION PLAN. & DEVEL.	\$ -	\$ -	\$ -
35500000	55900-14001	LIBRARY	\$ -	\$ -	\$ -
35500000	55806-14002	FLOOD STUDY / PECK AVE / OLD FIELD CREEK			
35500000		ZETRON FIRE STAT. AQLERT E.R.S.	\$ -	\$ -	\$ -
35599900	55670-00202	REVALUATION		\$ 40,000	\$ 40,000
35500000	NEW ACCT. TAX DEPT.	SECURITY SYSTEM UPGRADE FOR BACK RM.	\$ 550	\$ -	\$ -
35500000	NEW ACCT. TAX DEPT.	COMPUTER AT CHECK SCANNING STATION	\$ 950	\$ -	\$ -
35500000	NEW ACCT. TAX DEPT.	PRINTER REPLACE. FOR STATION	\$ 175	\$ -	\$ -
35500000	NEW ACCT. TAX DEPT.	SCANNER BACKUP FOR CASHIERS	\$ 398	\$ -	\$ -
35500000	NEW ACCT. TAX DEPT.	VALIDATOR BACK UP FOR CASHIERS	\$ 694	\$ -	\$ -
		TOTAL GENERAL GOVERNMENT	\$ 2,767	\$ 40,000	\$ 40,000
PUBLIC SAFETY					
35531099	55170-00304	POLICE MOBILE DATA SYSTEM	\$ -	\$ 12,000	\$ -
35531001	55220-50521	PD VEHICLES	\$ 70,806	\$ 106,153	\$ 60,000
35531001	55670-50540	FED.CAT TRAP-NEUTER PROG.	\$ 2,000	\$ 2,000	\$ 2,000
35531099	55670-50541	PD LAB EQP	\$ -	\$ 8,000	\$ -
35531001	55670-50561	FIREARMS	\$ -	\$ -	\$ -
35531099	55670-50563	PD RADIOS	\$ -	\$ -	\$ -
35531001	55670-50569	COMP. CRIM LAB.	\$ -	\$ 5,000	\$ 5,000
35531000	55670-50564	PD SAFETY EQUIP.	\$ 10,000	\$ 10,000	\$ -
35531000	55670-50568	ROCK/ DARE EQUIP			
35531099	55670-50570	TRAFFIC CONTROL- Parking Ticket System	\$ 20,000	\$ 20,000	\$ 10,000
35531000	55806-13002	CRIME ANALYSIS	\$ -	\$ -	\$ -
35531000	NEW ACCT.	COMPUTER HARDWARE	\$ -	\$ -	\$ -
35531000	55670-14004	LICENCE PLATE READER	\$ -	\$ -	\$ -
35531000	55670-14005	P.D. SHARE OF CAD PURCHASE	\$ -	\$ -	\$ -
35531000	55670-14006	C.A.D. SYSTEM MAINT. BODY CAMERAS,TASERS,CAD MGT.STORAGE, TRAINING,SIGNAL BOXES ,ECT	\$ -	\$ -	\$ -
35531000	NEW ACCT. P.D.		\$ -	\$ -	\$ -
35531001	55670-50569	COMPUTER CRIME LAB.			
		TOTAL PUBLIC SAFETY	\$ 102,806	\$ 163,153	\$ 77,000
PUBLIC WORKS					
35540002	55370-00475	ARTIFACT STOR. MILIT. MUSEUM	\$ 26,000	\$ 26,500	\$ 26,500
35540002	55670-50523	HWY.SMALL EQUIP.	\$ 15,000	\$ 12,000	\$ -
35540002	55670-50525	PARK MAINT. SMALL EQUIP.	\$ 5,000	\$ 12,000	\$ -
35540002	NEW ACCT. P.W.	HARBOR MANAGEMENT PLN.	\$ 10,000	\$ 10,000	\$ 10,000
35542000	55670-50597	SAFETY IMPROVEMENTS	\$ 10,000	\$ 25,000	\$ -
35542000	55670-50598	GPS SERVICE AND INSTALL.	\$ 20,400	\$ 21,000	\$ 21,000
35547000	55270-50533	SPL.MACH.&EQUIP.	\$ -	\$ 725,000	\$ -
35500000	55806-17002	Storm Sewer Decree	\$ -	\$ 200,000	\$ 200,000
35547999	55220-12000	HIGHWAYS & PARKS TRUCKS	\$ -	\$ 877,000	\$ -
35547099	55670-50524	BUILD.MAINT.EQUIP.	\$ -	\$ 10,000	\$ -
		TOTAL PUBLIC WORKS	\$ 86,400	\$ 1,918,500	\$ 257,500
INFORMATION & TECHNOLOGY					
35570001	55900-50623	CITY WIDE INFO. TECH.	\$ 46,353	\$ 61,600	\$ 30,000
		TOTAL INFORMATION AND TECHNOLOGY	\$ 46,353	\$ 61,600	\$ 30,000
GRAND TOTAL CAPITAL & NON-RECURRING			\$ 238,326	\$ 2,183,253	\$ 404,500

CITY OF WEST HAVEN FIRE DEPARTMENT ALLINGTOWN
 FISCAL YEAR 2018 - 2019 BUDGET

	<u>2017-2018</u>	<u>2017-18</u>	<u>2017-18</u>	<u>2018-2019</u>	<u>2018-2019</u>
	<u>Council Approved</u>	<u>ACTUAL 1/29/18</u>	<u>Forecast</u>	<u>Proposed</u>	<u>MAYOR REC.</u>
<u>State Grant - (Rescue Unit)</u>	\$0	\$0	\$0	\$0	\$0
<u>Donations (UNH & Yale)</u>	\$100,000	\$0	\$100,000	\$100,000	\$100,000
<u>State of CT - Pilot Payment</u>	\$873,856	\$386,728	\$386,728	\$0	\$0
<u>RWA Pilot Direct Payment</u>	\$43,546	\$27,118	\$43,546	\$43,546	\$54,234
<u>FEMA Grant</u>	\$0	\$0	\$0	\$0	\$0
<u>CDA Grant</u>	\$0	\$0	\$0	\$0	\$0
<u>Bundle Billing</u>	\$10,000	\$5,687	\$10,000	\$10,000	\$10,000
<u>Insurance Recovery</u>	\$7,000	\$3,535	\$7,000	\$7,000	\$7,000
<u>Transportation Fees</u>	\$8,000	\$7,864	\$15,000	\$8,000	\$8,000
<u>Workmen's Comp. Reimburse.</u>	\$0	\$0	\$0	\$0	\$0
<u>Permits, Plan Reviews & Inspect.Fees</u>	\$15,000	\$5,935	\$15,000	\$15,000	\$15,000
<u>Insurance Reimburse</u>	\$0	\$0	\$0	\$0	\$0
<u>Equipment Sale</u>	\$0	\$0	\$0	\$0	\$0
<u>SPS Reimbursements</u>	\$15,000	\$1,005	\$10,000	\$15,000	\$15,000
<u>Lock-out Payments</u>	\$0	\$0	\$0	\$0	\$0
<u>Pension Disbursement</u>	\$137,655	\$0	\$0	\$137,655	\$0
<u>Volunteer Housing</u>	\$1,600	\$4,445	\$5,000	\$1,600	\$1,600
<u>NON TAX INCOME</u>	<u>\$1,211,657</u>	<u>\$442,317</u>	<u>\$592,274</u>	<u>\$337,801</u>	<u>\$210,834</u>
<u>Tax Collections</u>	\$5,842,051	\$5,355,366	\$5,892,051	\$6,627,963	\$6,393,016
<u>Back taxes</u>	\$150,000	\$69,153	\$100,000	\$100,000	\$100,000
<u>TAX INCOME</u>	<u>\$5,992,051</u>	<u>\$5,424,519</u>	<u>\$5,992,051</u>	<u>\$6,727,963</u>	<u>\$6,493,016</u>
<u>Non-Tax Income</u>	\$1,211,657	\$442,317	\$592,274	\$337,801	\$210,834
<u>Tax Income</u>	\$5,992,051	\$5,424,519	\$5,992,051	\$6,727,963	\$6,493,016
<u>TOTAL INCOME</u>	<u>\$7,203,708</u>	<u>\$5,866,836</u>	<u>\$6,584,325</u>	<u>\$7,065,764</u>	<u>\$6,703,850</u>
<u>PERSONNEL EXPENSES</u>	<u>\$6,114,601</u>	<u>\$3,429,059</u>	<u>\$5,547,829</u>	<u>\$5,934,140</u>	<u>\$5,714,386</u>
<u>MAINTENANCE & EQUIPMENT</u>	<u>\$196,290</u>	<u>\$56,453</u>	<u>\$189,790</u>	<u>\$206,000</u>	<u>\$141,000</u>
<u>ADMINISTRATION</u>	<u>\$99,010</u>	<u>\$41,387</u>	<u>\$89,010</u>	<u>\$117,500</u>	<u>\$106,500</u>
<u>FIXED EXPENSES</u>	<u>\$793,808</u>	<u>\$241,416</u>	<u>\$788,808</u>	<u>\$808,124</u>	<u>\$741,964</u>
<u>TOTAL EXPENSES</u>	<u>\$7,203,708</u>	<u>\$3,768,314</u>	<u>\$6,615,437</u>	<u>\$7,065,764</u>	<u>\$6,703,850</u>
<u>TOTAL INCOME</u>	<u>\$7,203,708</u>	<u>\$5,866,836</u>	<u>\$6,584,325</u>	<u>\$7,065,764</u>	<u>\$6,703,850</u>
<u>TOTAL EXPENSES</u>	<u>\$7,203,708</u>	<u>\$3,768,314</u>	<u>\$6,615,437</u>	<u>\$7,065,764</u>	<u>\$6,703,850</u>

CITY OF WEST HAVEN FIRE DEPARTMENT
ALLINGTOWN

	<u>2017-2018</u>	<u>2017-18</u>	<u>2017-18</u>	<u>2018-2019</u>	<u>2018-2019</u>
	<u>Council Approved</u>	<u>ACTUAL 1/29/18</u>	<u>Forecast</u>	<u>Proposed</u>	<u>MAYOR REC.</u>
<u>PERSONNEL EXPENSES</u>					
<u>Management Salaries</u>	\$253,433	\$104,432	\$237,938	\$259,538	\$259,538
<u>Firefighters Salaries</u>	\$1,364,552	\$959,111	\$1,319,245	\$1,344,973	\$1,344,973
<u>Holiday Pay</u>	\$126,346	\$84,231	\$120,766	\$122,659	\$122,659
<u>Shift Coverage (vac/sick/injury)</u>	\$400,000	\$258,803	\$450,000	\$450,000	\$450,000
<u>SPS Jobs</u>	\$15,000	\$15,000	\$15,000	\$15,000	\$15,000
<u>Employee Termination Pay (Sick Day Pay)</u>	\$220,000	\$217,991	\$217,992	\$160,000	\$160,000
<u>Garcia (Fair Labor Standards Act)</u>	\$0	\$0	\$0	\$0	\$0
<u>Uniforms</u>	\$16,000	\$10,564	\$10,000	\$16,000	\$16,000
<u>Life Insurance</u>	\$14,000	\$8,099	\$14,000	\$14,000	\$14,000
<u>Pension Plan (District's Share)</u>	\$208,827	\$40,060	\$71,172	\$238,428	\$100,773
<u>Pension Plan (Retirees benefit)</u>	\$1,871,443	\$1,027,565	\$1,871,443	\$1,798,542	\$1,871,443
<u>Heart & Hypertension</u>	\$80,000	\$70,273	\$70,273	\$70,000	\$70,000
<u>Workman's Comp. Insurance</u>	\$150,000	\$73,004	\$150,000	\$150,000	\$150,000
<u>Medical Plan (BC/BS, Dental)</u>	\$1,200,000	\$509,926	\$900,000	\$1,040,000	\$1,040,000
<u>Supplemental Insurance (Carve out plan)</u>	\$100,000	\$50,000	\$100,000	\$150,000	\$100,000
<u>Education Incentive (EMT-Certification)</u>	\$95,000	\$0	\$0	\$105,000	\$0
<u>Volunteer Funding</u>	\$0	\$0	\$0	\$0	\$0
<u>SUBTOTAL</u>	\$6,114,601	\$3,429,059	\$5,547,829	\$5,934,140	\$5,714,386
<u>MAINTENANCE & EQUIPMENT</u>					
<u>Capital Improvement Fund</u>	\$20,000	\$0	\$20,000	\$20,000	\$10,000
<u>Building Maintenance</u>	\$25,000	\$7,535	\$20,000	\$30,000	\$10,000
<u>Equipment Purchase/Maintenance</u>	\$25,000	\$23,396	\$30,000	\$35,000	\$12,000
<u>Gear and Battery Replacement</u>	\$14,000	\$582	\$14,000	\$14,000	\$7,000
<u>Life Pak 15/Lucas Tool</u>	\$12,790	\$12,790	\$12,790	\$5,000	\$5,000
<u>New Tower/Engine 2 Loan Repayment</u>	\$0	\$0	\$0	\$0	\$0
<u>Radio</u>	\$6,500	\$425	\$0	\$4,000	\$4,000
<u>Hydrants</u>	\$12,000	\$11,725	\$12,000	\$17,000	\$12,000
<u>New Truck 1</u>	\$81,000	\$0	\$81,000	\$81,000	\$81,000
<u>SUBTOTAL</u>	\$196,290	\$56,453	\$189,790	\$206,000	\$141,000

CITY OF WEST HAVEN FIRE DEPARTMENT
ALLINGTOWN

	<u>2017-2018</u>	<u>2017-18</u>	<u>2017-18</u>	<u>2018-2019</u>	<u>2018-2019</u>
	<u>Council Approved</u>	<u>ACTUAL 1/29/18</u>	<u>Forecast</u>	<u>Proposed</u>	<u>MAYOR REC.</u>
<u>ADMINISTRATION</u>					
<u>Training Expenses</u>	<u>\$40,000</u>	<u>\$8,938</u>	<u>\$30,000</u>	<u>\$34,000</u>	<u>\$25,000</u>
<u>Commissioners Expense</u>	<u>\$0</u>	<u>\$0</u>	<u>\$0</u>	<u>\$0</u>	<u>\$0</u>
<u>Chief Officers Expense</u>	<u>\$1,000</u>	<u>\$1,000</u>	<u>\$1,000</u>	<u>\$1,000</u>	<u>\$1,000</u>
<u>Fire Marshal Office</u>	<u>\$8,000</u>	<u>\$8,000</u>	<u>\$8,000</u>	<u>\$10,000</u>	<u>\$8,000</u>
<u>Auditor</u>	<u>\$7,500</u>	<u>\$0</u>	<u>\$7,500</u>	<u>\$7,500</u>	<u>\$7,500</u>
<u>Actuarial</u>	<u>\$3,000</u>	<u>\$0</u>	<u>\$3,000</u>	<u>\$3,000</u>	<u>\$3,000</u>
<u>OPM Medical Audit</u>	<u>\$1,000</u>	<u>\$0</u>	<u>\$1,000</u>	<u>\$1,000</u>	<u>\$1,000</u>
<u>Attorney/Litigation</u>	<u>\$1,000</u>	<u>\$0</u>	<u>\$1,000</u>	<u>\$1,000</u>	<u>\$1,000</u>
<u>Social Security & Medicare</u>	<u>\$37,510</u>	<u>\$23,449</u>	<u>\$37,510</u>	<u>\$60,000</u>	<u>\$60,000</u>
<u>SUB TOTAL</u>	<u>\$99,010</u>	<u>\$41,387</u>	<u>\$89,010</u>	<u>\$117,500</u>	<u>\$106,500</u>
<u>FIXED EXPENSES</u>					
<u>Heating (S.C.G.C.)</u>	<u>\$11,000</u>	<u>\$1,966</u>	<u>\$8,000</u>	<u>\$11,660</u>	<u>\$11,000</u>
<u>U.I.</u>	<u>\$19,000</u>	<u>\$9,484</u>	<u>\$19,000</u>	<u>\$21,400</u>	<u>\$19,000</u>
<u>RWA (Fire Flows)</u>	<u>\$165,000</u>	<u>\$80,271</u>	<u>\$165,000</u>	<u>\$171,000</u>	<u>\$165,000</u>
<u>RWA (Domestic)</u>	<u>\$1,400</u>	<u>\$650</u>	<u>\$1,400</u>	<u>\$1,500</u>	<u>\$1,400</u>
<u>Telephone</u>	<u>\$11,000</u>	<u>\$6,577</u>	<u>\$11,000</u>	<u>\$13,000</u>	<u>\$13,000</u>
<u>Emer. Reporting System</u>	<u>\$271,535</u>	<u>\$83,902</u>	<u>\$271,535</u>	<u>\$268,742</u>	<u>\$268,742</u>
<u>Medical Testing</u>	<u>\$13,000</u>	<u>\$808</u>	<u>\$13,000</u>	<u>\$12,000</u>	<u>\$12,000</u>
<u>Office Supplies</u>	<u>\$6,000</u>	<u>\$1,344</u>	<u>\$4,000</u>	<u>\$6,000</u>	<u>\$6,000</u>
<u>Gasoline & Diesel</u>	<u>\$18,000</u>	<u>\$2,957</u>	<u>\$18,000</u>	<u>\$20,000</u>	<u>\$18,000</u>
<u>Medical Equipment</u>	<u>\$15,000</u>	<u>\$10,852</u>	<u>\$15,000</u>	<u>\$18,000</u>	<u>\$18,000</u>
<u>Liability Insurance</u>	<u>\$39,573</u>	<u>\$26,781</u>	<u>\$39,573</u>	<u>\$41,522</u>	<u>\$41,522</u>
<u>Computers</u>	<u>\$15,300</u>	<u>\$7,823</u>	<u>\$15,300</u>	<u>\$15,300</u>	<u>\$10,300</u>
<u>Contigency</u>	<u>\$50,000</u>	<u>\$0</u>	<u>\$50,000</u>	<u>\$50,000</u>	<u>\$0</u>
<u>Deficit Reduction</u>	<u>\$150,000</u>	<u>\$0</u>	<u>\$150,000</u>	<u>\$150,000</u>	<u>\$150,000</u>
<u>Firehouse Software</u>	<u>\$8,000</u>	<u>\$8,000</u>	<u>\$8,000</u>	<u>\$8,000</u>	<u>\$8,000</u>
<u>Allingtwn. Debt. Service</u>					
<u>SUB TOTAL</u>	<u>\$793,808</u>	<u>\$241,416</u>	<u>\$788,808</u>	<u>\$808,124</u>	<u>\$741,964</u>

**CITY OF WEST HAVEN FIRE DEPARTMENT
ALLINGTOWN**

	<u>2017-2018</u>	<u>2017-18</u>	<u>2017-18</u>	<u>2018-2019</u>	<u>2018-2019</u>
	<u>Council Approved</u>	<u>ACTUAL 1/29/18</u>	<u>Forecast</u>	<u>Proposed</u>	<u>MAYOR REC.</u>
Grand List R/E, PP	\$472,680,905	\$472,680,905	\$472,680,905	\$469,767,658	\$469,767,658
Grand List MV	\$52,643,180	\$52,643,180	\$52,643,180	\$51,934,800	\$51,934,800
Net Grand List	\$525,324,085	\$525,324,085	\$525,324,085	\$521,702,458	\$521,702,458
Mill MV	\$0	\$0	\$0	<u>8.0</u>	<u>8.0</u>
Mill Rate R/E, PP	<u>12.53</u>	<u>12.53</u>	<u>12.71</u>	<u>13.42</u>	<u>12.94</u>
Net Tax Levy MV	\$0	\$0	\$0	\$409,662	\$409,662
Net Tax Levy R/E, PP	\$5,842,051	\$3,256,844	\$5,923,163	\$6,218,301	\$5,983,354
Net Tax Levy	\$5,842,051	\$3,256,844	\$5,923,163	\$6,627,963	\$6,393,016
<u>Collection Rate</u>	<u>98.6%</u>	<u>98.6%</u>	<u>98.6%</u>	<u>98.6%</u>	<u>98.4%</u>
<u>Expenses</u>	<u>\$7,203,708</u>	<u>\$3,768,314</u>	<u>\$6,615,437</u>	<u>\$7,065,764</u>	<u>\$6,703,850</u>
<u>Non tax revenue</u>	<u>\$1,211,657</u>	<u>\$442,317</u>	<u>\$592,274</u>	<u>\$337,801</u>	<u>\$210,834</u>
<u>Back taxes</u>	<u>\$150,000</u>	<u>\$69,153</u>	<u>\$100,000</u>	<u>\$100,000</u>	<u>\$100,000</u>
<u>Debt reduction</u>	<u>\$150,000</u>	<u>\$150,000</u>	<u>\$150,000</u>	<u>\$150,000</u>	<u>\$150,000</u>
<u>Tax collections</u>	<u>\$5,842,051</u>	<u>\$3,256,844</u>	<u>\$5,923,163</u>	<u>\$6,627,963</u>	<u>\$6,393,016</u>

City of West Haven 5 Year Capital Plan					
DEPARTMENTS	2019 Proposed 5 Year Capital Plan				
	2019	2020	2021	2022	2023
Public Works Projects					
Highway & Parks Trucks	877,000	250,000	250,000	250,000	250,000
Beach St. Reconstruction Phase I & II	1,500,000	-	-	-	-
Collis St Renovations	78,000	-	-	-	-
Collis St Roof Replacement	180,000				
New Fuel Station Collis St	100,000				
Street Paving	800,000	800,000	800,000	800,000	800,000
Veteran's Field Turf Replacement	100,000	-			-
Sidewalk Replacement-LOCIP	250,000	250,000	250,000	250,000	250,000
Storm Sewers Decree- MS4	200,000	100,000	100,000	100,000	100,000
Storm Sewers-LOCIP	250,000	250,000	250,000	250,000	250,000
Special Equip.	725,000	150,000	150,000	150,000	150,000
Sub-total Public Works	5,060,000	1,800,000	1,800,000	1,800,000	1,800,000
Public Safety					
		-	-	-	-
Water Pollution					
	-				
Upgrade of Air Pollution Control	-				
Consent Decree Order-EPA	1,080,000	1,140,000	1,240,000	1,270,000	1,160,000
Sewer Pump Station Upgrades	386,000	5,906,000	9,537,000	4,766,000	5,925,000
Sub-total WPC	1,466,000	7,046,000	10,777,000	6,036,000	7,085,000
Recreation Dept.					
Basketball;/Tennis Court Repairs				-	-
Board of Education Projects					
WHHS- Renovate as New	36,176,187	32,255,520	26,566,157	1,921,309	-
District Security Upgrades	50,000	50,000	-	-	-
District Boilers/HVAC	250,000	200,000	100,000	85,000	85,000
District Roof Replacement	750,000	750,000	500,000	485,000	485,000
Restoration Upgrades at Carrigan	1,500,000	600,000	500,000	235,000	235,000
District Wide Paving	200,000	200,000	100,000	100,000	100,000
District Wide Code Compliance & ADA	100,000	100,000	100,000	100,000	100,000
District Wide Code Asbestos Abatement	250,000	200,000	200,000	200,000	200,000
District Wide Electrical Upgrades	160,000	160,000	140,000	80,000	80,000
District Wide Elevator Repair	100,000	100,000	50,000	50,000	50,000
District Wide Equipment	100,000	100,000	100,000	-	-
Restoration Ice Rink	500,000	300,000	50,000	-	-
District Wide Indoor Air Quality	100,000	100,000	50,000	50,000	50,000
Construct facilities garage	-	-	-	-	-
Sub-total Board of Education	40,236,187	35,115,520	28,456,157	3,306,309	1,385,000
Grand Total	46,762,187	43,961,520	41,033,157	11,142,309	10,270,000